



The City with Spirit

NOTICE OF MEETING

Notice is hereby given that a **Infrastructure, Works and Development Committee** meeting of the Devonport City Council will be held in the Aberdeen Room, Level 2, paranaple centre, 137 Rooke Street, Devonport, on Monday 17 June 2019, commencing at 5:30pm.

The meeting will be open to the public at 5:30pm.

QUALIFIED PERSONS

In accordance with Section 65 of the *Local Government Act 1993*, I confirm that the reports in this agenda contain advice, information and recommendations given by a person who has the qualifications or experience necessary to give such advice, information or recommendation.

Paul West
GENERAL MANAGER

12 June 2019

**AGENDA FOR A MEETING OF THE INFRASTRUCTURE, WORKS AND DEVELOPMENT COMMITTEE
OF DEVONPORT CITY COUNCIL HELD ON MONDAY 17 JUNE 2019
IN THE ABERDEEN ROOM, paranaple centre, 137 ROOKE STREET, DEVONPORT AT 5:30PM**

Item	Page No.
1.0 APOLOGIES.....	1
Cr L Perry	
2.0 DECLARATIONS OF INTEREST	1
3.0 PROCEDURAL.....	2
3.1 PUBLIC QUESTION TIME	2
3.2 QUESTIONS ON NOTICE FROM COUNCILLORS	3
4.0 TENDERS	4
4.1 Tender Report Contract 1331 Security Patrol & Associated Services (D581075)	6
4.2 Tender Report - Mersey Vale Memorial Park - Children's Memorial Pavilion (D582037)	9
5.0 INFRASTRUCTURE AND WORKS REPORTS	12
5.1 Cemetery Strategy - Year Eight Status (D576051).....	12
5.2 CBD Stormwater Catchments Risk Assessment (D582023).....	18
6.0 INFRASTRUCTURE WORKS AND DEVELOPMENT BI-MONTHLY UPDATES	26
6.1 Development and Health Services Report (D574447)	26
6.2 Infrastructure and Works Report (D576053)	35
7.0 CLOSURE	51

Agenda of a meeting of the Devonport City Council's **Infrastructure Works and Development Committee** to be held in the Aberdeen Room, paranapple centre, 137 Rooke Street, Devonport on Monday 17, June 2019 commencing at 5:30pm.

PRESENT

		Present	Apology
Chairman	Cr L Perry		✓
	Cr G Enniss		
	Cr P Hollister		
	Cr A Jarman		
	Cr L Laycock		
	Cr L Murphy		

IN ATTENDANCE

All persons in attendance are advised that it is Council policy to record Council Meetings, in accordance with Council's Audio Recording Policy. The audio recording of this meeting will be made available to the public on Council's website for a minimum period of six months. Members of the public in attendance at the meeting who do not wish for their words to be recorded and/or published on the website, should contact a relevant Council Officer and advise of their wishes prior to the start of the meeting.

APPOINTMENT OF CHAIRPERSON FOR THE MEETING IN THE ABSENCE OF CR PERRY

That Cr _____ be appointed to Chair this meeting of the Infrastructure, Works and Development Committee meeting.

1.0 APOLOGIES

The following apology was received for the meeting.

Cr L Perry	Leave of Absence
------------	------------------

2.0 DECLARATIONS OF INTEREST

3.0 PROCEDURAL

3.1 PUBLIC QUESTION TIME

Members of the public are invited to ask questions in accordance with Council's Public Question Time Policy (Min No 159/17 refers):

1. Public participation shall take place at Council meetings in accordance with Regulation 31 of the *Local Government (meeting Procedures) Regulations 2015*.
 2. Public participation will be the first agenda item following the formal motions: Apologies, Minutes and Declarations of Interest.
 3. Questions without notice will be dependent on available time at the meeting (with a period of 30 minutes set aside at each meeting).
 4. A member of the public who wishes to ask a question at the meeting is to state their name and address prior to asking their question.
 5. A maximum of 2 questions per person are permitted.
 6. A maximum period of 3 minutes will be allowed per person.
 7. If time permits, a third question may be asked once all community members who wish to ask questions have done so. A time limit of 2 minutes will apply.
 8. Questions are to be succinct and not contain lengthy preamble.
 9. Questions do not have to be lodged prior to the meeting, however they will preferably be provided in writing.
 10. A question by any member of the public and an answer to that question are not to be debated.
 11. Questions without notice and their answers will be recorded in the minutes.
 12. The Chairperson may take a question on notice in cases where the questions raised at the meeting require further research or clarification, or where a written response is specifically requested.
 13. Protection of parliamentary privilege does not apply to local government and any statements or discussion in the Council Chambers, or any document produced, are subject to the laws of defamation.
 14. The Chairperson may refuse to accept a question. If the Chairperson refuses to accept a question, the Chairperson is to give reason for doing so in accordance with the Public Question Time Policy.
-

3.2 QUESTIONS ON NOTICE FROM COUNCILLORS

At the time of compilation of the agenda no questions on notice from Councillors were received.

4.0 TENDERS

In accordance with Section 22(1) of the *Local Government Act 1993* Council has delegated powers to the Infrastructure and Works Committee to accept tenders for activities related to the functions of the Committee to the extent of the estimates for the current financial year (Min 198/15 refers).

The following item is listed on the agenda for this meeting of the Infrastructure and Works Committee.

4.1 Tender Report Contract 1331 Security Patrol & Associated Services

4.2 Tender Report - Mersey Vale Memorial Park - Children's Memorial Pavilion

The following table details all tenders and contracts which have been entered into by Council above \$100,000 for the 2018/2019 financial year.

Contract	Contract Period	Extension Options	\$ Value (Excluding GST)	Contractor	Min Ref/ Meeting Date
Contract CT0220 Southern Rooke Street Renewal	January 2019 to April 2019	Not Applicable	\$796,635	Kentish Construction & Engineering Co. Pty Ltd	Council 126/18 23/07/2018
Contract 1326 – Supply of Catering and Hospitality Equipment – paranapple convention centre	July-September 2018	Not Applicable	\$101,583.59	Tas Hotel & Catering	GFC 47/18 Council 137/18 23/07/2018
Contract 1325 – Cash Collection Services	September 2018 – September 2019	+one+one+one (4 year total)	\$64,300 (Annual)	Southern Cross Protection	Council 147/18 29/8/2018
Contract CT0219-01 – Supply, Delivery and Placement of Hotmix Asphalt	October 2018 – March 2019	Not Applicable	\$266,050	Hardings Hotmix Pty Ltd	Council 165/18 24/9/2018
Contract CT0219-02 – Supply, Delivery and Placement of Bituminous Surfacing	October 2018 – March 2019	Not Applicable	\$193,675	Hardings Hotmix Pty Ltd	Council 166/18 24/9/2018
LIVING CITY Waterfront Precinct detailed design services	September 2018 – April 2019	Not Applicable	\$537,388	Lyons Architects	Council 182/18 24/09/2018
Contract CT0234 – Wenvoe Street Reconstruction	October 2018 – December 2019	Not Applicable	\$334,852	ATM Civil Constructions	Council 167/18 24/9/2018
Contract CS0074 William Street Stormwater Stage 8	January 2019 – March 2019	Not Applicable	\$335,710	BLW Investments Pty Ltd	Council 221/18 26/11/2018
Tender Report Contract CT0236 Winspears Road Renewal - Stage 1	February 2019 – May 2019	Not Applicable	\$141,859	Civilscape Contracting Tasmania	IWC 41/18 10/12/18
Tender Report Contract CT0208 Bishops Road Renewal	February 2019 – May 2019	Not Applicable	\$237,811	Civilscape Contracting Tasmania	Council 238/18 17/12/18

Infrastructure Works and Development Committee meeting Agenda 17 June 2019

Contract	Contract Period	Extension Options	\$ Value (Excluding GST)	Contractor	Min Ref/ Meeting Date
Tender Report - Contract CT0226 - Parker and Ronald Streets Intersection Upgrade	March 2019 – June 2019	Not Applicable	\$214,395	Civilscape Contracting Tasmania	Council 06/19 29/1/18
Contract 1328 – Cleaning of Council Facilities and Offices	March 2019 – March 2021	1+1+1(3 year total)	\$263,146	Lazaro Pty Ltd	Council 23/19 25/02/2019
Contract CT0233 Adelaide Street Kerb Renewal	March 2019 – April 2019	Not Applicable	\$135,749	Civilscape Contracting	IWC 03/19 11/02/2019
Contract CT0169 – Formby Road & Best Street Intersection	January 2019 – April 2019	Not Applicable	\$192,516	Kentish Construction & Engineering Co Pty Ltd	IWC 02/19 11/02/2019
Contract CP0158 Modern Burial System Stage 2	March 2019 to February 2020	Not Applicable	\$880,620	CBB Contracting Pty Ltd	Council 48/19 25/03/2019

4.1 TENDER REPORT CONTRACT 1331 SECURITY PATROL & ASSOCIATED SERVICES

File: 30324-02 D581075

RELEVANCE TO COUNCIL'S PLANS & POLICIES

Council's Strategic Plan 2009-2030:

Strategy 2.3.4 Provide and maintain Council buildings, facilities and amenities to appropriate standards

SUMMARY

This report seeks approval to award contract 1331 Security Patrol & Associated Services.

BACKGROUND

Council has an existing contract for security services to selected Council buildings and facilities including patrols and the monitored response to activated alarms. The contract will provide services that are a visible and active deterrent to vandalism and theft and assists in ensuring security and public safety in and around Council's buildings and facilities.

The contract also includes a number of supporting services which are incorporated into the routine patrols. These services include locking and unlocking public toilets and boom gates and carrying out lighting inspections. A review of the contract scope was undertaken as part of the tender process and it was concluded that the current arrangements provide the best balance between cost and risk exposure.

The return on investment for security services is significant and results from a reduction in vandalism, property repairs, property loss and insurance premiums.

There is an option, within the specification, allowing Council to split the contract into two separate contracts. The options in the tender documentation were:

- Security Patrol of Council Facilities
- Multi Level Carpark CCTV and Intercom Monitoring

The security patrol component involves vehicle and foot patrols and/or alarm responses for 32 Council owned or operated facilities. The contract also includes a monthly check of Council's lighting in 38 locations. The contract includes an option to undertake removal and minor repairs to the boom gates in the Multi-Level Car Park in response to faults or vandalism.

CCTV and intercom monitoring involves handling of customer enquiries received outside business hours through the car park intercom, utilising direct access to the car park control system and live camera footage. It also involves liaising with the security patrol service provider and the Police as required and providing daily logs and reports of calls and incidents to Council.

The contract was written as a schedule of rates contract, with tenderers submitting rates for facility inspection and alarm responses. As such the value of the contract is estimated on the submitted rates of the preferred tender and the assumed level of service required.

STATUTORY REQUIREMENTS

Council is required to comply with Section 333A of the *Local Government Act 1993* and its adopted Code for Tenders and Contracts when considering awarding tenders.

DISCUSSION

In accordance with Council's Code for Tenders and Contracts, a Tender Planning and Evaluation Committee was formed to evaluate the tenders received.

Tenders were received from five companies. All tenders received were conforming tenders and are summarised in table 1.

TABLE 1**Security Patrol**

No.	Tender	Status	Tender Price per annum (excluding GST)
1	JRB Protection Pty Ltd	Conforming	\$ 33,587
2	Southern Cross Protection Pty Ltd	Conforming	\$ 42,040
3	Wilson Security Pty Ltd	Conforming	\$156,528
4	Firstline Security Pty Ltd	Conforming	\$161,262
5	Thomas Paul Security Services Pty Ltd	Conforming	\$180,860

Multi-Level Carpark CCTV & Intercom Monitoring

No.	Tender	Status	Tender Price per annum (excluding GST)
1	Wilson Security Pty Ltd	Conforming	\$6,240
2	Golden Electronics	Conforming	\$7,176
3	Southern Cross Protection Pty Ltd	Conforming	\$7,501
4	Thomas Paul Security Services Pty Ltd	Conforming	\$14,235
5	Firstline Security Pty Ltd	Conforming	\$40,300

The Tender Planning and Evaluation Committee have considered the tenders against each of the selection criteria, these being;

- Resource Base & Management
- Price

The evaluation by the Committee recommends that two separate contracts be awarded. For the security patrol services, JRB Protection's tender of \$33,587 scored highest overall against the selection criteria and therefore offers Council the best value for money.

For the Multi-Level Carpark CCTV & Intercom Monitoring, Wilson Security's tender of \$6,240 scored highest overall against the selection criteria and therefore offers Council the best value for money.

The Tender Planning and Evaluation Committee minutes are available for Councillors to view, upon request.

COMMUNITY ENGAGEMENT

A public advertisement calling for tenders was placed in the Advocate Newspaper on 27 May 2019 and tenders were also advertised on Council's website.

FINANCIAL IMPLICATIONS

All costs associated with the Security Patrol and Associated Services are allocated in the annual Council operational budget.

The current contract has been operational for four years and will expire on 30 June 2019. The new contract is for a two year period with an option to extend the contract for two further one year extensions based on an adjustment in accordance with the consumer price index.

RISK IMPLICATIONS

To minimise risk, the tender administration processes related to this contract comply with Council's Code for Tenders and Contracts which was developed in compliance with Section 333A of the *Local Government Act 1993*.

CONCLUSION

Taking into account the selection criteria assessment and the tendered rates, the Tender Planning and Evaluation Committee has determined that Contract 1331 Security Patrol & Associated Services be awarded to two contractors, being JRB Protection and Wilson Security Pty Ltd.

ATTACHMENTS

Nil

RECOMMENDATION

That it be recommended to Council in relation to Contract 1331 Security Patrol and Associated Services, Council:

- a) award the contract for Security Patrol to JRB Protection for the schedule of rates estimated sum of \$33,587 per annum (ex GST); and
- b) award the contract for Multi-Level Carpark CCTV & Intercom Monitoring to Wilson Security Pty Ltd for the schedule of rates estimated sum of \$6,240 per annum (ex GST).

Author:	Shannon Eade	Endorsed By:	Matthew Atkins
Position:	Project Management Officer	Position:	Deputy General Manager

4.2 TENDER REPORT - MERSEY VALE MEMORIAL PARK - CHILDREN'S MEMORIAL PAVILION

File: 33963 D582037

RELEVANCE TO COUNCIL'S PLANS & POLICIES

Council's Strategic Plan 2009-2030:

Strategy 2.3.4 Provide and maintain Council buildings, facilities and amenities to appropriate standards

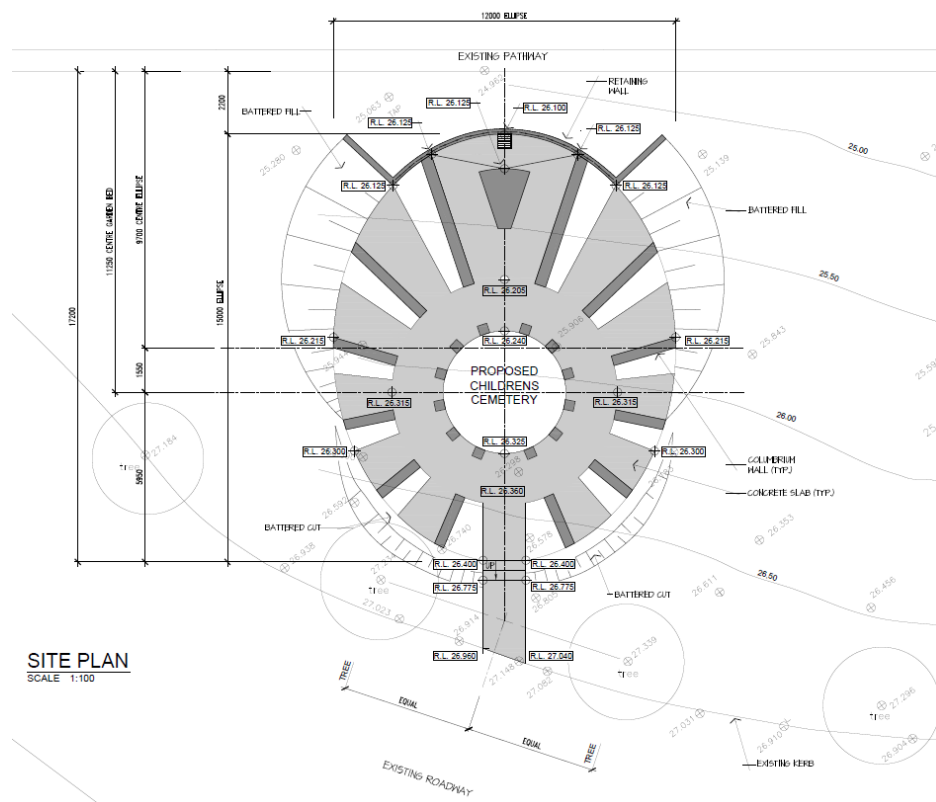
SUMMARY

This report seeks approval to award Contract CP0143 Children's Memorial Pavilion to Vos Construction & Joinery Pty Ltd for a lump sum of \$180,873.

BACKGROUND

This report considers tenders received for "Children's Memorial Pavilion" listed within the 2018/19 capital expenditure budget.

This project includes a central tree that will be planted and surrounded by small seating blocks and garden beds in a circular arrangement with segmenting partition walls available for ash interment and memorial plaques. Footpaths will provide access to the raised pavilion area that will cover a central seat. The wing walls supporting the roof structure will also accommodate ash interment and memorial balloon shaped, coloured plaques. A glass balustrade will be installed on top of the retaining wall at the northern end of the pavilion allowing safe access to the northern views.



STATUTORY REQUIREMENTS

Council is required to comply with Section 333A of the *Local Government Act 1993* and its adopted Code for Tenders and Contracts when considering awarding tenders.

DISCUSSION

In accordance with Council's Code for Tenders and Contracts, a Tender Planning and Evaluation Committee was formed to evaluate the tenders received.

Tenders were received from five companies. All tenders received were conforming tenders and are summarised in table 1.

TABLE 1

No.	Tender	Status	Tender Price (ex GST)
1	Vos Construction & Joinery Pty Ltd	Conforming	\$196,864
2	Stubbs Construction Pty Ltd	Conforming	\$245,759
3	Fairbrother Pty Ltd	Conforming	\$252,335
4	BLW Investments	Conforming	\$253,780
5	CBB Contracting	Conforming	\$293,299

The Tender Planning and Evaluation Committee have considered the tenders against each of the selection criteria, these being:

- Relevant Experience
- Quality, Safety and Environmental Management
- Methodology
- Price

The evaluation by the Committee indicates that Vos Construction & Joinery scored highest overall against the selection criteria and therefore offers Council the best value for money.

Following the selection of a preferred contractor a value management process was undertaken to identify potential savings within the proposed design. As a result of this process the contract sum was reduced by \$15,991 to a new revised total of \$180,873.

The Tender Planning and Evaluation Committee minutes are available for Councillors to view, upon request.

COMMUNITY ENGAGEMENT

A public advertisement calling for tenders was placed in the Advocate Newspaper on 9 March 2019 and tenders were also advertised on Council's website.

FINANCIAL IMPLICATIONS

The 2018/19 capital expenditure budget included an allocation to commence the "Children's Memorial Pavilion" project of \$100,000, with the intention of further funds being allocated, if required, once the project scope was finalised.

Now that the final scope of works is known and the project has been tendered it is intended that a further \$100,000 be allocated in the 2019/20 capital works budget resulting in a total project budget of \$200,000.

On 31 May 2019, the Kyla's Foundation donated \$5,000 towards a memorial wall situated within the children's memorial pavilion.

The breakdown of the budget for this project is summarised below in table 2.

TABLE 2

No.	Tender	Budget (ex GST)
1	Contract CP0143	\$180,873
2	Accessible access path	\$3,500
3	Design & Project Administration	\$15,000
4	Construction contingency	\$5,000
5	Kyla's Foundation donation	\$-5,000
	TOTAL	\$199,373

RISK IMPLICATIONS

To minimise risk, the tender administration processes related to this contract comply with Council's Code for Tenders and Contracts which was developed in compliance with Section 333A of the *Local Government Act 1993*.

The contingency allowance for this project is \$5,000 as the risk of variations is low.

CONCLUSION

Taking into account the selection criteria assessment, the Tender Planning and Evaluation Committee has determined that Vos Construction & Joinery meets Council's requirements and is therefore most likely to offer "best value" in relation to Contract CP0143 Children's Memorial Pavilion.

ATTACHMENTS

Nil

RECOMMENDATION

That it be recommended to Council that Contract CP0143, Children's Memorial Pavilion be:

- a) awarded to Vos Construction & Joinery for the revised tendered sum of \$180,873 (ex GST);
- b) note that access path for the project is estimated at \$3,500 (ex GST);
- c) note that design/project administration costs for the project are estimated at \$15,000 (ex GST);
- d) note a contingency allowance of \$5,000 (ex GST); and
- f) note that the additional budget allocation required to complete this project has been included in the draft 2019/20 capital works budget.

Author:	Jamie Goodwin	Endorsed By:	Matthew Atkins
Position:	Project Manager	Position:	Deputy General Manager

5.0 INFRASTRUCTURE AND WORKS REPORTS

5.1 CEMETERY STRATEGY - YEAR EIGHT STATUS

File: 31583 D576051

RELEVANCE TO COUNCIL'S PLANS & POLICIES

Council's Strategic Plan 2009-2030:

- Strategy 4.3.1 Develop and implement initiatives to preserve and maintain heritage buildings, items and places of interest within the City of Devonport

SUMMARY

To report to Council on the progress of the actions outlined in the Devonport City Council Cemetery Strategy.

BACKGROUND

The Cemetery Strategy provides an overall approach to the management of cemeteries and formulates a strategic direction for the cemeteries which will serve the sustainability, social, environmental and cultural/historical needs of the City into the future. The strategy defines Council's role as a provider, operator and cemetery manager, from initial planning through to the day to day operations of cemeteries within Devonport.

Council's Cemetery Strategy was developed during 2011 by a working group consisting of then Aldermen and staff. The draft Strategy was released for public comment prior to formal adoption by Council in November 2011. A copy of the strategy can be found on Council's website at <http://www.devonport.tas.gov.au/Council/Publications-Plans-Reports/Council-Plans-Strategies>.

STATUTORY REQUIREMENTS

Section 20(2) of the *Local Government Act 1993* outlines Council requirements in relation to reporting to the community.

20. *Functions and powers*

- (2) *In performing its functions, a council is to consult, involve and be accountable to the community.*

Providing information on the progress of Council strategies is one way to demonstrate accountability.

DISCUSSION

Achievements and progress for the first eight years of the Strategy are outlined in attachment 1 of this report. Seven of the twenty-two actions have been completed to date, nine are ongoing, four are in progress and two are yet to commence.

The most significant achievement of the Cemetery Strategy to date has been the development of the Mersey Vale Master Plan. Completion of this action has driven projects throughout Mersey Vale Memorial Park.

In 2018-19 a contract was awarded for the second stage of the modern burial system, creating approximately 300 additional burial plots. Rates of ash interments and reservations in the Memorial Garden required another stage of installation of columns. Plans have been developed for the Children's Memorial with construction scheduled for the second half of 2019.

COMMUNITY ENGAGEMENT

Community engagement was undertaken to assist with the development of the Strategy.

FINANCIAL IMPLICATIONS

The funding source for each action is outlined in attachment 1 of this report.

RISK IMPLICATIONS

- Assets, Property and Infrastructure
The Strategy aims to consider options for the future provision of cemetery services and infrastructure needs.

CONCLUSION

Substantial progress has been made to implement the actions listed in the Devonport City Council Cemetery Strategy, since its adoption in November 2011.

ATTACHMENTS

- [1.](#) Cemetery Strategy - Year Eight Status - Action Plan

RECOMMENDATION

That it be recommended to Council that the report of the Infrastructure and Works Manager be received and Council note the status of actions listed in the Devonport City Council Cemetery Strategy.

Author:	Michael Williams	Endorsed By:	Matthew Atkins
Position:	Infrastructure & Works Manager	Position:	Deputy General Manager

Action Plan

Cemetery Strategy - Year 8 Status Update

No	Action:	Year Planned						Priority: H, M, L	Status	Outputs	Responsible Department
		2011- 2014	2015- 2018	2019- 2022	2022- 2025	2026- 2029	2030+				
	Objective 1: Sustainable long-term demand is identified and planned for in Council's long term 5-year Capital program and asset management plans										
1.1	Investigate and identify available land to meet future demand/supply							H	Complete	Modern Burial System adopted for Mersey Vale Memorial Cemetery Site and Memorial Garden being constructed on Mersey Vale Memorial Cemetery site.	Council
1.2	Explore potential partnerships with neighbouring councils and industry							M	Complete	Neighbouring Council have been approached regarding potential partnerships; however, these discussions have not resulted in any interest from the neighbouring Councils.	Internal Working Group
1.3	Measure future suitable sites including environmental impact (geotechnical)							H	Complete	No longer applicable due to installation of Modern Burial System on the Mersey Vale Memorial Cemetery site.	Internal Working Group
1.4	Allocate funds towards future development options							H	Ongoing	CAPEX funding has been allocated to projects at the Mersey Vale Memorial Park including the construction of the Memorial Garden, development of a children's memorial and scheduled investments in the modern burial system and ash interment columns to meet demand.	Council
1.5	Meet industry standards through policy and procedures							H	Ongoing	Operations Manual has been developed and adopted to complement the existing Service Level Document. A procedure for Council's role in exhumations has been in place since 2017. All documents are subject to scheduled review.	Internal Working Group

No	Action:	Year Planned						Priority: H, M, L	Status	Outputs	Responsible Department
		2011- 2014	2015- 2018	2019- 2022	2022- 2025	2026- 2029	2030+				
	Objective 2: The Mersey Vale Memorial Park is used to maximise efficiency and effectiveness										
2.1	Mersey Vale Master Plan is adopted by Council, implemented and resources allocated annually							H	Complete	Mersey Vale Memorial Park Master Plan has been adopted by Council and CAPEX funding allocated each year for the implementation of the plan.	Council
	Objective 3: Historical management and access to old cemeteries and information is improved for locals, tourists and interstate visitors										
3.1	Develop conservation plans and via significance assessments inform interpretive signage for Devonport Historical cemeteries							M	Underway	Signage has been installed at the Mersey Bluff Cemetery. Information has been added to Council's website.	Infrastructure & Work
3.2	Prioritise conservation plans and source external funding							M	Underway	A Conservation report has been received for Mersey Bluff Cemetery.	Infrastructure & Work
3.3	Develop Master plans for each site							M	Underway	The Mersey Vale Memorial Park Master Plan has been developed and adopted by Council.	Infrastructure & Work
3.4	Seek advice from specialist conservators for headstones which require emergency stabilisation or conservation							L	Ongoing	Conservation report has been completed for the Mersey Bluff Cemetery. Conservation of the headstones at the Mersey Bluff Cemetery has been completed by the Devonport North Rotary Club. Advice regarding the headstones at Pioneer Park has been received but the Headstones are not currently located on Council land and no further action has been taken with the advice at this stage.	Infrastructure & Work
3.5	Develop interpretive signage to promote and direct visitors to sites of local significance							L	Underway	Signage has been installed at the Mersey Bluff Cemetery.	Internal Working Group
3.6	Relocate the Mersey Bluff headstones on site, fence and install interpretive signage							M	Complete	Partnership with Devonport North Rotary Club works included raising plaques and installation of a 'rabbit proof' fence.	Infrastructure & Work

No	Action:	Year Planned						Priority: H, M, L	Status	Outputs	Responsible Department
		2011- 2014	2015- 2018	2019- 2022	2022- 2025	2026- 2029	2030+				
3.7	Develop maintenance service levels for all Devonport Historical cemeteries							H	Complete	Service levels have been developed for all Devonport Historical cemeteries and are reviewed annually.	Infrastructure & Work
3.8	Implement service levels							H	Ongoing	Resources are allocated to deliver service levels	Infrastructure & Work
3.9	Fulfil requirements to maintain and preserve historic graves, including updated documentation of standards and procedures							H	Ongoing	Information has been added to service levels for maintaining and preserving historic graves.	Infrastructure & Work
3.10	Maintain Prime Minister Joseph Lyons Grave is in accordance with guidelines developed by the Tasmanian Heritage Council							H	Ongoing	Ongoing – Prime Minister Joseph Lyons' grave is being maintained in accordance with the guidelines developed by the Tasmanian Heritage Council.	Infrastructure & Work
Objective 4: A high service of customer service is delivered											
4.1	Deliver services in line with Council Customer Services Charter							H	Ongoing	Ongoing – additional resources allocated to staffing of MVMP office from 2018	Whole of Council
Objective 5: Up to date and relevant information regarding cemeteries is readily available and accessible in a range of sources and formats											
5.1	Maintain Council website with information regarding Devonport Cemeteries							M	Ongoing		Internal Working Group
5.2	Develop promotional material to promote all cemeteries in Devonport							M	Ongoing	Promotional information has been developed and distributed to local funeral directors. Information is updated as services and options change.	
5.3	Investigate funding for developing a Heritage trail which includes Devonport Historical Cemeteries							L	Yet to commence		

Cemetery Strategy - Year Eight Status - Action Plan**ATTACHMENT [1]**

No	Action:	Year Planned						Priority: H, M, L	Status	Outputs	Responsible Department
		2011- 2014	2015- 2018	2019- 2022	2022- 2025	2026- 2029	2030+				
5.4	Make available published resources about Devonport Cemeteries developed by the Historical Society							M	Complete	Council have purchased several resources developed by the Historical Society and they are available for the public.	
5.5	Identify other local people of significance and promote graves								Yet to commence		

5.2 CBD STORMWATER CATCHMENTS RISK ASSESSMENT

File: 32385-25 D582023

RELEVANCE TO COUNCIL'S PLANS & POLICIES

Council's Strategic Plan 2009-2030:

Strategy 2.3.2 Provide and maintain roads, bridges, paths and car parks to appropriate standards

SUMMARY

This report summarises the findings of the recently completed hydraulic analysis of the CBD stormwater network and recommends actions to ensure compliance with relevant legislation and strategy.

BACKGROUND

Council's urban area is divided into 76 stormwater catchments, which each discharge through a single outlet into either Bass Strait, the Mersey River or other natural water courses.

The Devonport CBD catchments are ten of Devonport's urban catchments which typically drain to the east and north east and discharge into the Mersey River. They are shown in Figure 1 below.

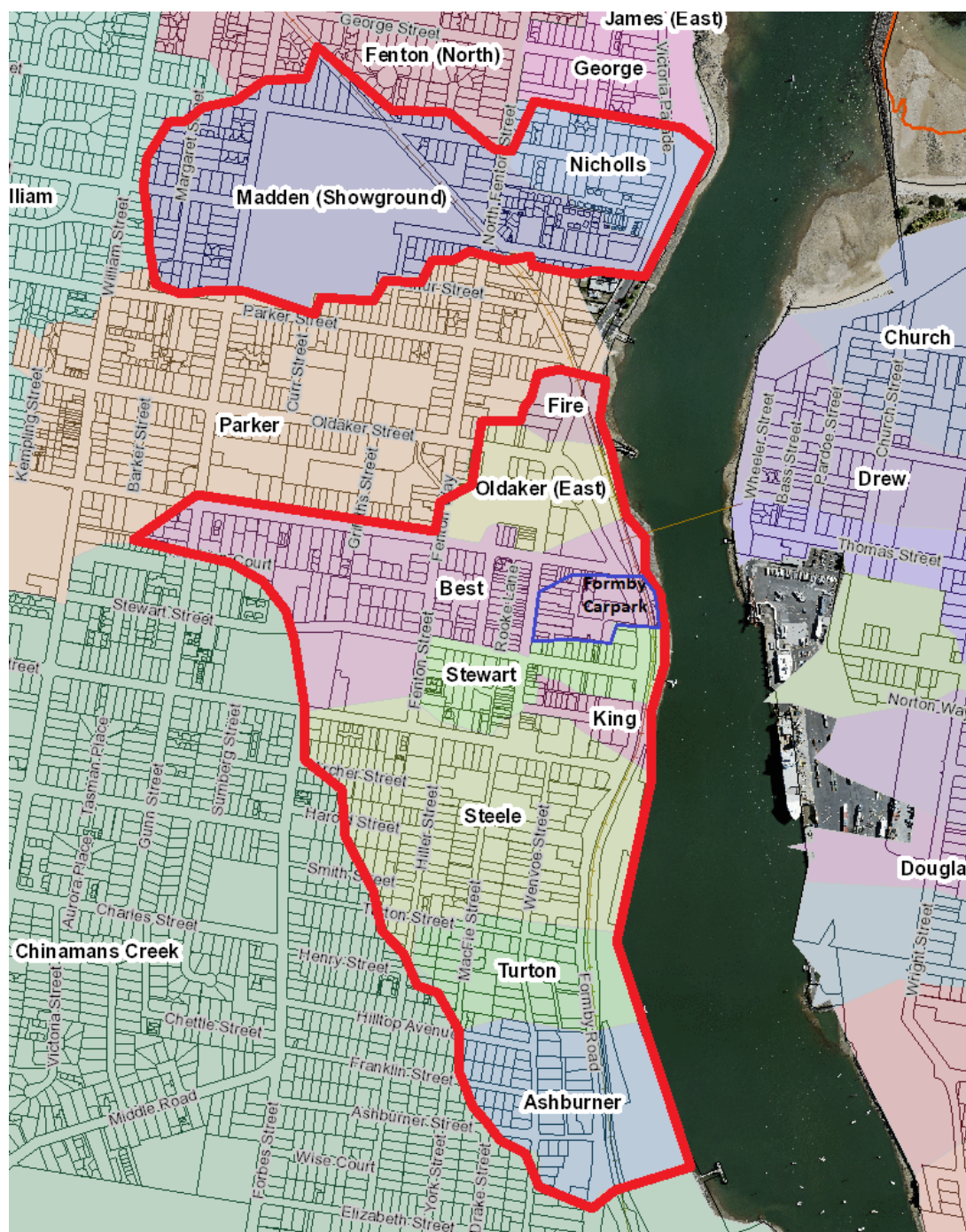


Figure 1 – CBD catchments

Council's *Stormwater Strategy 2012* defines the capacity requirements of the major (overland) and minor (piped) stormwater systems.

The minor stormwater system carries water from low-intensity rain events in the piped system. During high intensity rainfall events, the pipes flow full while excess water flows above ground in streets and other designated overland flow paths. However, in some areas, the overland flow is uncontrolled and creates a risk to people and property. A typical example of major and minor stormwater systems is shown in Figure 2 below.

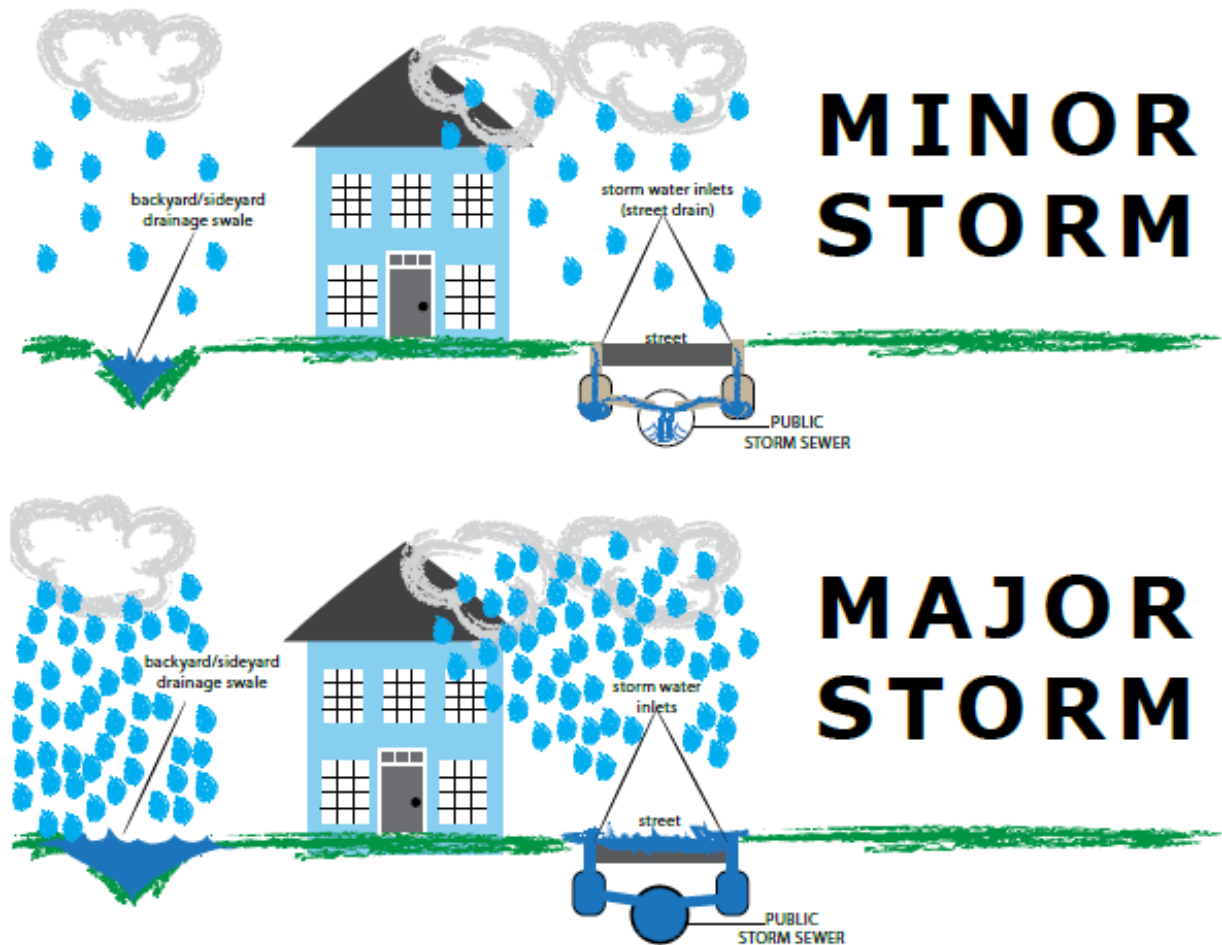


Figure 2: major and minor stormwater systems

Council's *Stormwater Strategy 2012* requires the minor stormwater system to have sufficient capacity for a rain event with a 10-year average recurrence interval (ARI). However, this requirement increases to a 20-year ARI in commercial areas due to the assumed higher pedestrian concentration of people in these areas. This rain capacity requirement can also be described by the likely number of exceedances per year (EY), which for this event is 0.05.

However, a review of the Australian Rainfall and Runoff (ARR) guidelines in 2016 significantly increased the estimated rainfall from a 0.05EY event. The updated guide requires that storm intensity increases of 14-47% be allowed for when compared with the 1987 guide. This is reflective of the better availability of weather and climate data but also the impacts of climate change already being felt. Furthermore, allowing for future impacts of climate change requires that storm intensity increases of 31-69% be allowed for.

This means that stormwater networks that may have once been considered to have adequate capacity are now assessed as lacking in capacity and rain events more frequently pose a risk to people and property.

STATUTORY REQUIREMENTS

Section 10 of the *Urban Drainage Act 2013* states that

- (1) A council must develop a stormwater system management plan for the urban area of its municipal area within 6 years after the day on which this Act commences.
- (2) A stormwater system management plan is to specify –

- (a) plans for the management of any assets used for the delivery of a stormwater service; and
- (b) the level of risk from flooding for each urban stormwater catchment in the public stormwater system; and
- (c) any other matters prescribed in the regulations or that the council considers appropriate.

The multi-year project to develop hydraulic models and risk assessments for the urban stormwater catchments is being undertaken to inform Council's stormwater system management plan. The plan will guide the future expenditure on new and renewed stormwater assets.

DISCUSSION

The process to survey the catchment and develop a hydraulic model for the Ronald catchment was already underway when the *Urban Drainage Act 2013* was introduced as work had commenced following the flooding experienced in 2011.

The hydraulic model shows that for a 0.05EY (20 year) event, the piped system in each catchment is significantly under the capacity required by Council's *Stormwater Strategy 2012*. The capacity of the piped systems in each catchment varies and are shown in table 1 below.

Catchment	Current Capacity
Ashburner	> 1EY (less than 1 in 1 ARI)
Best	0.5EY (1 in 2 ARI)
Oldaker (East)	< 1EY (Less than 1 in 1 ARI)
Steele	< 1EY (Less than 1 in 1 ARI)
Fire	0.5EY (1 in 2 ARI)
Formby Carpark	< 1EY (Less than 1 in 1 ARI)
King	0.2EY (1 in 5 ARI)
Madden (Showgrounds)	<1EY (less than 1 in 1 ARI)
Stewart	1EY (1 in 1 ARI)
Turton	< 1EY (Less than 1 in 1 ARI)

Table 1: Minor system catchment capacities

For most catchments, the likely capacity is less than a 1-year ARI event, or greater than 1EY. This means, based on the trend, there will be at least one rain event each year that exceeds the capacity of the piped system resulting in overland flow. The overland flow paths are shown in Figure 3 below.

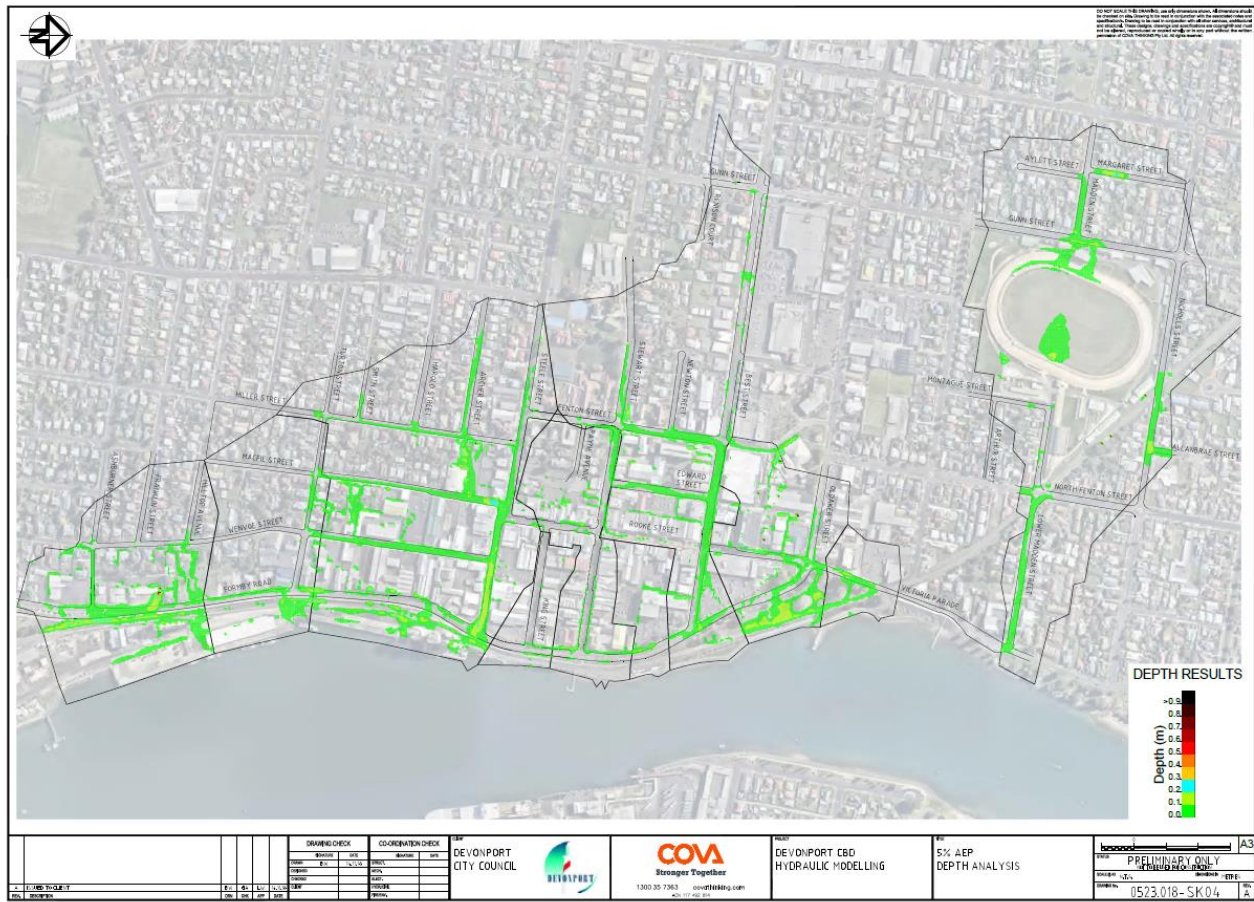


Figure 3: CBD catchment overland flow depths – 0.05EY

These results correlate reasonably well with the frequency of reports of flooding. This means the models are likely to be accurate enough to be used for planning upgrades of the minor system, although some further observations may be required to inform the design at a project level.

Following the development of an accurate hydraulic model, the preparation of a risk rating is required. This is a key input into Council's Stormwater System Management Plan. It also provides a tool for prioritising minor system upgrade work.

The methodology to define the risk of flooding relies on two key criteria:

- Risk to life, based on unsafe overland flow throughout the entire catchment and private property.
- Risk to property, based on the number of properties that will experience overland flow and the cost of repairs per property.

The key inputs from the hydraulic model are:

- Depth of overland flow
- Velocity of overland flow
- Location of overland flow (whether on road or through property)
- Number of properties affected by overland flow

This assessment was undertaken for rain events of various likelihoods, as less frequent events are more severe. The worst case risk rating is used as the rating for that catchment. The risk ratings for each catchment are shown in table 2 below.

Catchment	Risk Rating
Ashburner	Low-Medium
Best	Low-Medium
Oldaker (East)	Medium
Steele	Low-Medium
Fire	Medium
Formby Carpark	Low-Medium
King	Low-Medium
Madden (Showgrounds)	Low-Medium
Stewart	Low-Medium
Turton	Low-Medium

Table 2: catchment risk ratings

These risk ratings suggest that within the CBD catchment, upgrade work in the Oldaker (East) and Fire catchments should be prioritised. However, as these catchments are considered a 'medium' risk of flooding, there may be other catchments that are a higher risk and therefore a higher priority.

A more thorough development of priorities can be achieved as more catchments are modelled and assigned a risk rating. This process should be complete by late 2019 and included in Council's Stormwater System Management Plan.

Modelling completed since the introduction of ARR 2016 has consistently found that is difficult to eliminate the risk of flooding in developed urban catchments due to financial and physical constraints. However, it is possible to reduce the risk rating through capacity upgrades and detention storage.

Preliminary work has been undertaken on the design of capacity upgrades in the Oldaker (East) catchment as the pending Waterfront Park development provides an opportunity to undertake work in the lower part of this catchment.

The hydraulic model shows overland flows on Rooke Street and Oldaker Street combining at the intersection flowing through Roundhouse Park. The proposed work involves upgrading pipe capacities from the outlet to the Oldaker and Rooke roundabout, then further to the west on Oldaker Street. The work area is shown in Figure 4 below.



Figure 4: Oldaker (East) catchment overland flow paths

The estimated cost of the of the proposed upgrade work is \$1.6M with \$1M of that for work within the footprint of the Waterfront Park development.

Undertaking the proposed stormwater upgrade work in this catchment in conjunction with the Waterfront Park development makes sense as it is likely to be less expensive when delivered as part of a larger development. It is also important to ensure people and property are protected from flooding within the Waterfront Park.

COMMUNITY ENGAGEMENT

Community engagement was not undertaken as part of this report. However, the hydraulic model was checked against the record of requests and complaints made about stormwater flooding. The models correlated reasonably well with Council's record of reported and observed flooding.

Consultation would have to be undertaken on a project basis with relevant stakeholders, which for the proposed work in the Oldaker (East) catchment include Tasrail, Tasports and local businesses.

FINANCIAL IMPLICATIONS

Projects have been included in the forward capital works program proposed for adoption for 2019-20. Allocations have been proposed for:

• Oldaker (East) catchment upgrade – stage 1	\$1,000,000	2019-20
• Best catchment upgrade – stage 1	\$ 500,000	2020-21
• Best catchment upgrade – stage 2	\$ 500,000	2021-22
• CBD catchment upgrade (TBC)	\$ 183,000	2022-23

These allocations were proposed prior to the completion of the risk assessment and now require review. However, the \$1M for work in the Oldaker (East) catchment remains as the top priority whereas other projects may be deferred. The review of allocations for 2020-21 and beyond can occur once Council's Stormwater System Management Plan is completed.

RISK IMPLICATIONS

- Asset & Property Infrastructure
Undertaking the proposed work in the Oldaker (East) catchment will reduce the risk of flooding in the Waterfront Park, protecting public and private assets.
- Risk Management Practices
Using a risk based approach to prioritising projects ensure that available funds are allocated to projects in the areas of highest risk.

CONCLUSION

As a requirement of the *Urban Drainage Act 2013*, Council has been undertaking hydraulic modelling and risk assessments to inform the Stormwater System Management Plan.

A hydraulic analysis of the CBD catchments showed that the capacity of the piped stormwater system is significantly less than the capacity required by Council's *Stormwater Strategy 2012* and overland flow is probable to occur, which is a risk to people and property.

A risk assessment of the overland flow, considering flow depth and velocity and location of flow paths determined that the risk to people and property in the catchments varies from low-medium to medium, with the Fire and Oldaker (East) catchments the worst rated. However, it is likely that there are higher risk catchments in other parts of Devonport.

It is unlikely to be feasible to eliminate the risk of flooding, but risk reduction is possible.

A concept design has been prepared for a capacity upgrade project in the Oldaker (East) catchment with an estimated cost of \$1.6M. \$1M of this work is within the footprint of the Waterfront Park development. It is logical to undertake this work in conjunction with the development.

An allowance of \$1M is proposed for the 2019-20 capital works program. Allocations have been proposed in future years but will need to be re-assessed following the completion of Council's Stormwater System Management Plan.

ATTACHMENTS

Nil

RECOMMENDATION

That it be recommended to Council that the report of the Infrastructure and Works Manager regarding the CBD stormwater catchments be noted and that the recommended improvements be considered as part of future budget deliberations.

Author:	Michael Williams	Endorsed By:	Matthew Atkins
Position:	Infrastructure & Works Manager	Position:	Deputy General Manager

6.0 INFRASTRUCTURE AND WORKS BI-MONTHLY UPDATE

6.1 DEVELOPMENT AND HEALTH SERVICES REPORT

File: 29543 D574447

RELEVANCE TO COUNCIL'S PLANS & POLICIES

Council's Strategic Plan 2009-2030:

- Strategy 5.4.1 Provide timely, efficient, consistent and quality services which are aligned with and meet our customers needs

SUMMARY

This report provides a summary of the activities undertaken by the Development Services Department for the months of April and May 2019.

BACKGROUND

This report is provided to the bi-monthly Infrastructure, Works and Development Committee meeting to summarise the activities of the Development Services Department in the preceding two months.

The Council functions undertaken by the Department are:

- Planning;
- Building and Plumbing Services;
- Environmental Health;
- Animal Control; and
- Risk and Regulatory Compliance Services.

STATUTORY REQUIREMENTS

In carrying out its activities, the Development Services Department is required to ensure compliance with a substantial amount of legislation and regulation. The principal legislation administered by the Department includes the:

- *Local Government Act 1993*
- *Land Use Planning and Approvals Act 1993*
- *Building Act 2016*
- *Building Regulations 2016*
- *Public Health Act 1997*
- *Food Act 2003*
- *Environmental Management and Pollution Control Act 1994*
- *Dog Control Act 2000*
- *Devonport Interim Planning Scheme 2013*
- *Work Health and Safety Act 2012*

DISCUSSION

1. State Planning Scheme/Local Provisions Schedules

Council continues to progress towards finalising its draft Local Provisions Schedule (LPS) in line with the Minister for Planning's direction that all Tasmanian local Councils will submit a draft LPS to the Tasmanian Planning Commission (TPC) by or before 30 June 2019. The LPS will form part of single state-wide planning scheme to be known as the Tasmanian Planning Scheme.

The draft LPS package (which will include a full set of zone and code maps and supporting documentation) has been distributed and Workshopped with Councillors.

The draft LPS will be presented for Council's formal endorsement at the 24 June meeting.

Once the draft LPS has been endorsed by Council it will be submitted to the TPC for review after which it will be the subject of a statutory public exhibition period.

2. Building Control

Consumer, Building and Occupational Services have released a draft Directors Determination (Special Circumstances – extensions of approvals) for comment. The Determination relates to the acceptance of an application for an extension to an approval that otherwise would be rejected due to the expiry of current approval.

This determination will cover notifiable building, plumbing and demolition work, permit building, plumbing and demolition work and permit of substantial compliance work that has not been completed prior to the expiry date of the original approval.

It is determined that in special circumstances, an application for an extension of work approval may be accepted by the Approval Provider (Building Surveyor or Permit Authority), despite the expiry of the previous work approval, without the need for applying for a new work approval.

Examples of special circumstances include:

- Contractor related circumstances - The person responsible for the work (the licensed builder, plumber, or demolisher engaged by the owner) has ceased to perform approved work due to:
 - termination of the contract for the work; or
 - bankruptcy or insolvency of that contractor; or
 - the contractor has died/is not locatable/is not capable of continuing with the work.
- Owner related circumstances:
 - External circumstances that impact on the completion timeframe, that are beyond the owner's control, such as illness, injury or misadventure of the owner or a close family member that impacted on the construction schedule;
 - Occurrences of natural disasters such as bushfire, flood or severe storms that have impacted on the work schedule
 - A recent change to the ownership, governance or control of the premises where approved work has taken place, that impacted on the construction schedule;
- Excluded circumstances - The following are not regarded as "special circumstances" to justify extending an expired approval, and new approval must be applied for:
 - Financial difficulties, such as the work costing more than was expected, or poor planning of a project, are insufficient justification to extend an existing approval;

- Not starting any work within twelve months after an approval was first granted; – that approval then lapses due to no work starting within that time period.

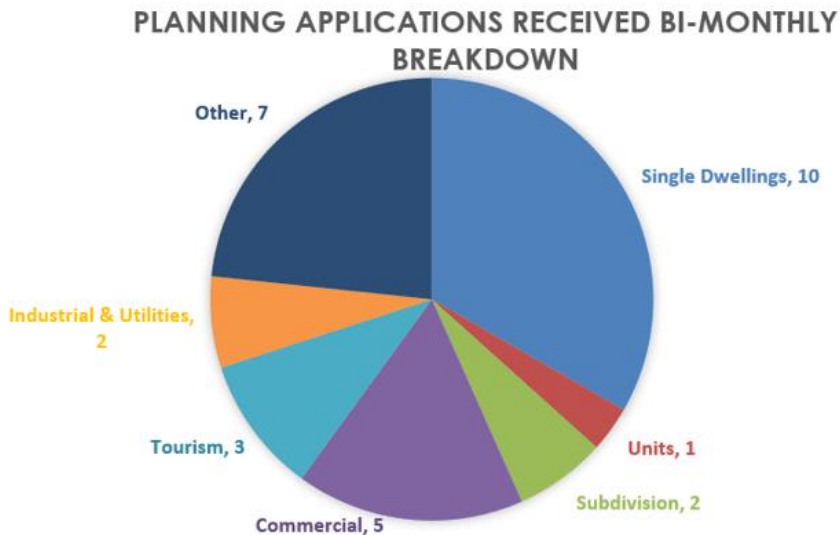
The Building Surveyor or Plumbing Permit Authority (as appropriate to the work) engaged for the work must provide a statement supporting or otherwise, the extension of expired approval.

An example of where this determination could be applicable is when the majority of the required work has progressed through most inspection stages and requires only a short extension to enable the remainder of the work to be completed.

This Determination provides what those circumstances are, and the approval provider is to take those into account and rely on this Determination when making a decision to accept an application to extend an expired approval.

3. Planning

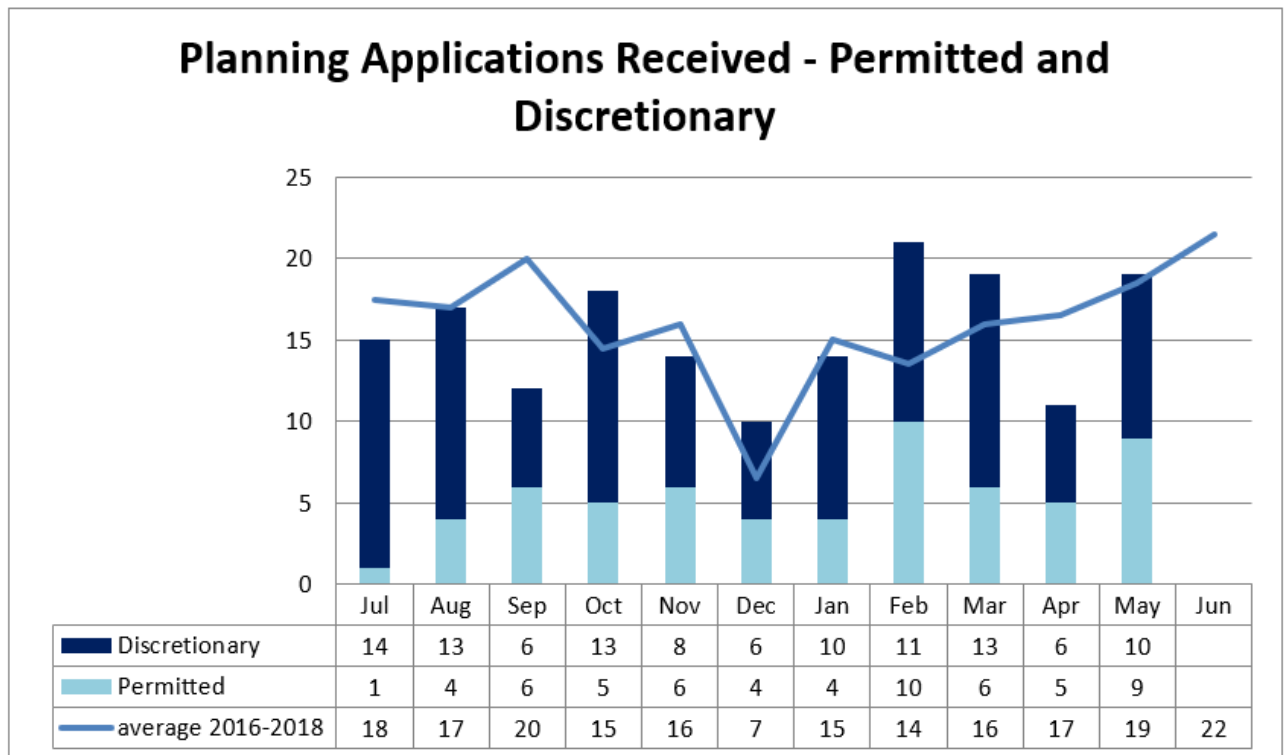
- 3.1. The following graph details the breakdown of planning applications received during April and May:



Note:

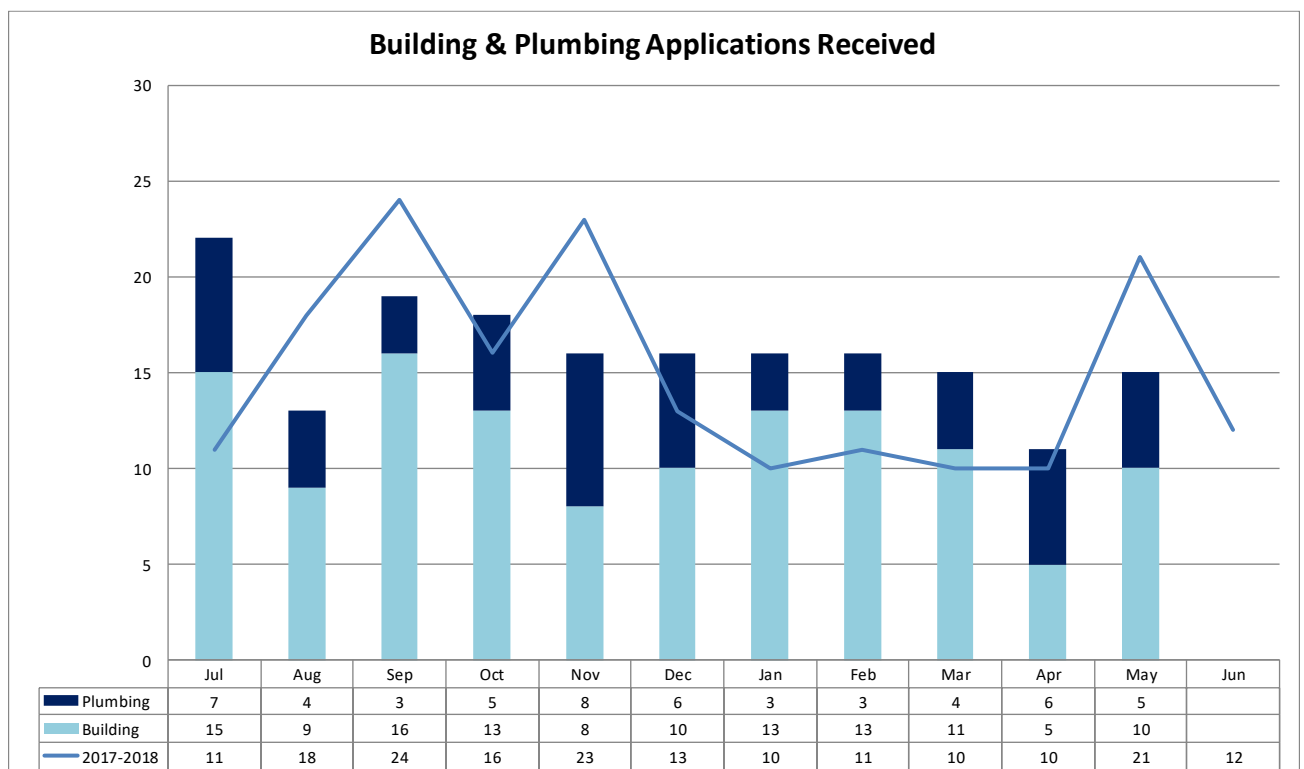
- Single Dwellings – means single residential dwelling on a single lot.
- Units – means two or more dwellings on a site.
- Subdivision – means the division of a single lot into multiple lots giving separate rights of occupation, excluding boundary adjustments.
- Commercial – means bulky goods sales, business and professional services, community meeting and entertainment, educational and occasional care, equipment and machinery sales and hire, food services, general retail and hire, hotel industry, research and development.
- Tourism – means tourist operations and visitor accommodation.
- Industrial and Utilities – means extractive industry, manufacturing and processing, port and shipping, recycling and waste disposal. Resource processing, service industry, storage, transport depot and distribution, utilities, vehicle fuel sales and service.
- Other – means all other use classes.

- 3.2. 16 Discretionary Planning Applications and 14 Permitted Planning Applications were received in April and May. The following graph details the number of Planning Applications received compared to previous years:

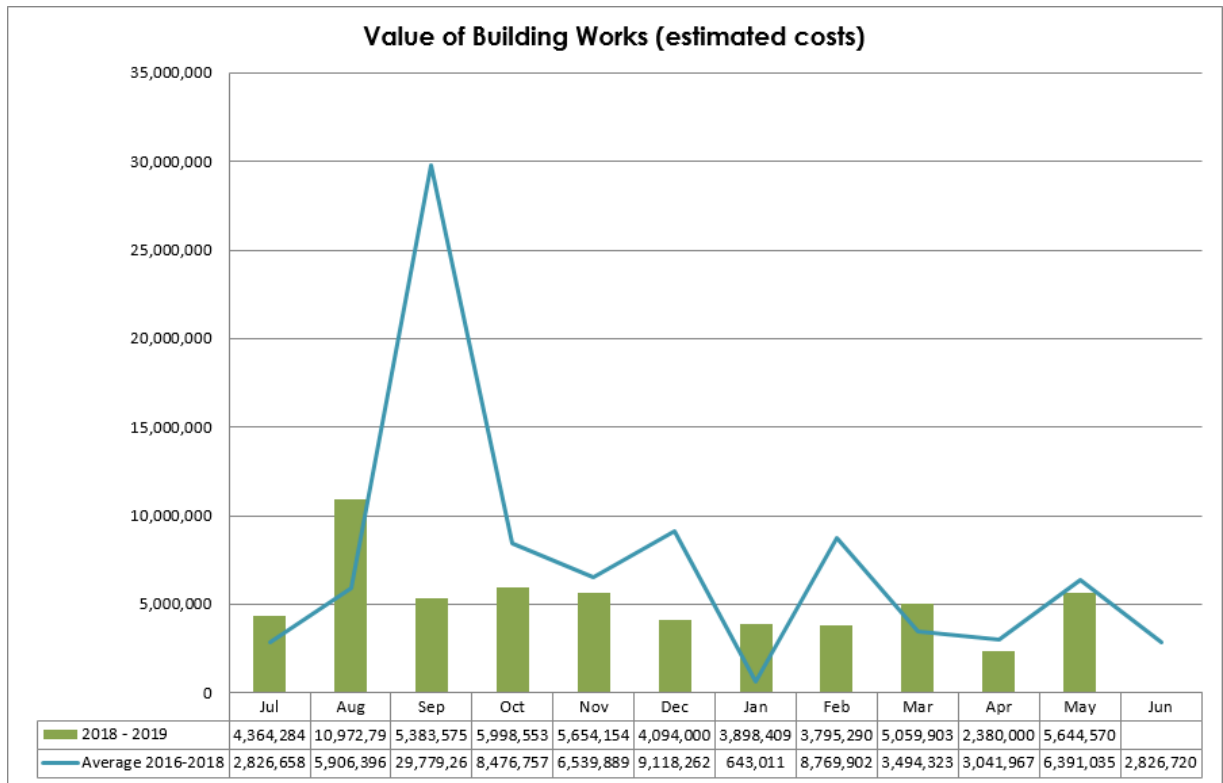


4. Building/Plumbing

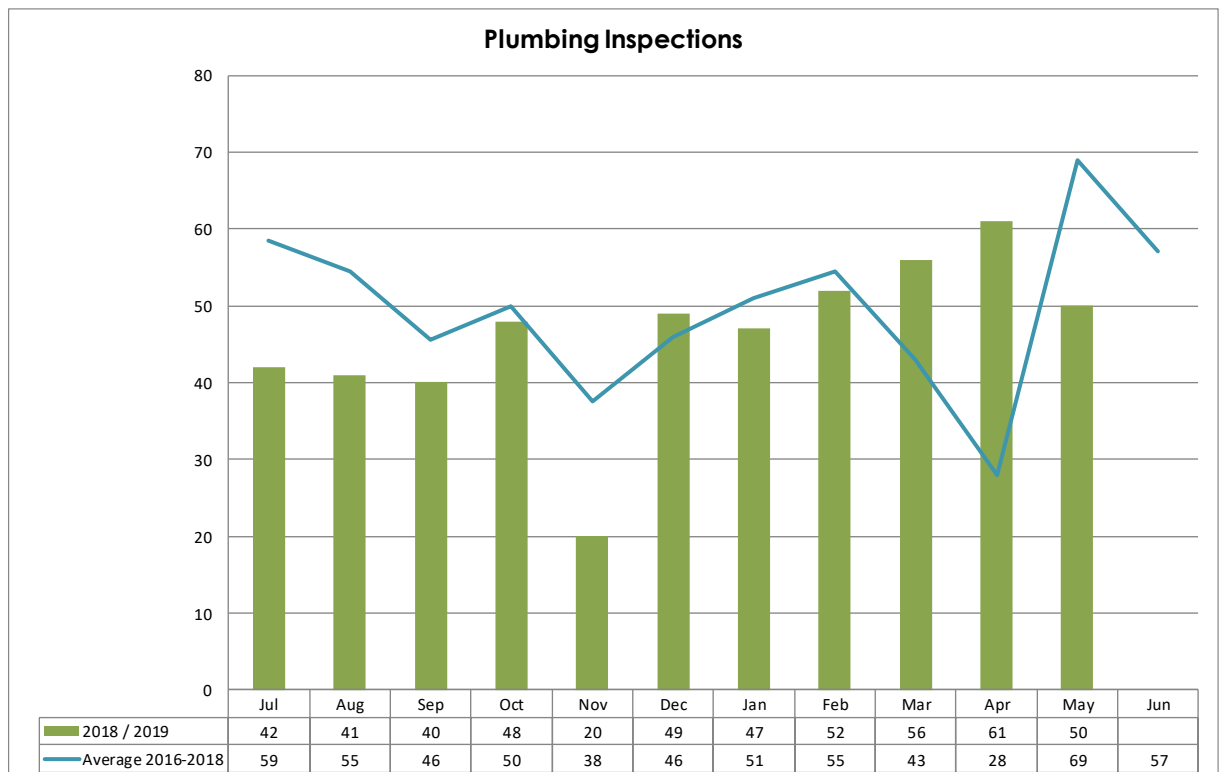
- 4.1. 15 Building Applications and 11 Plumbing Applications were received in April and May. The following graph details the Building Applications compared to the previous year:



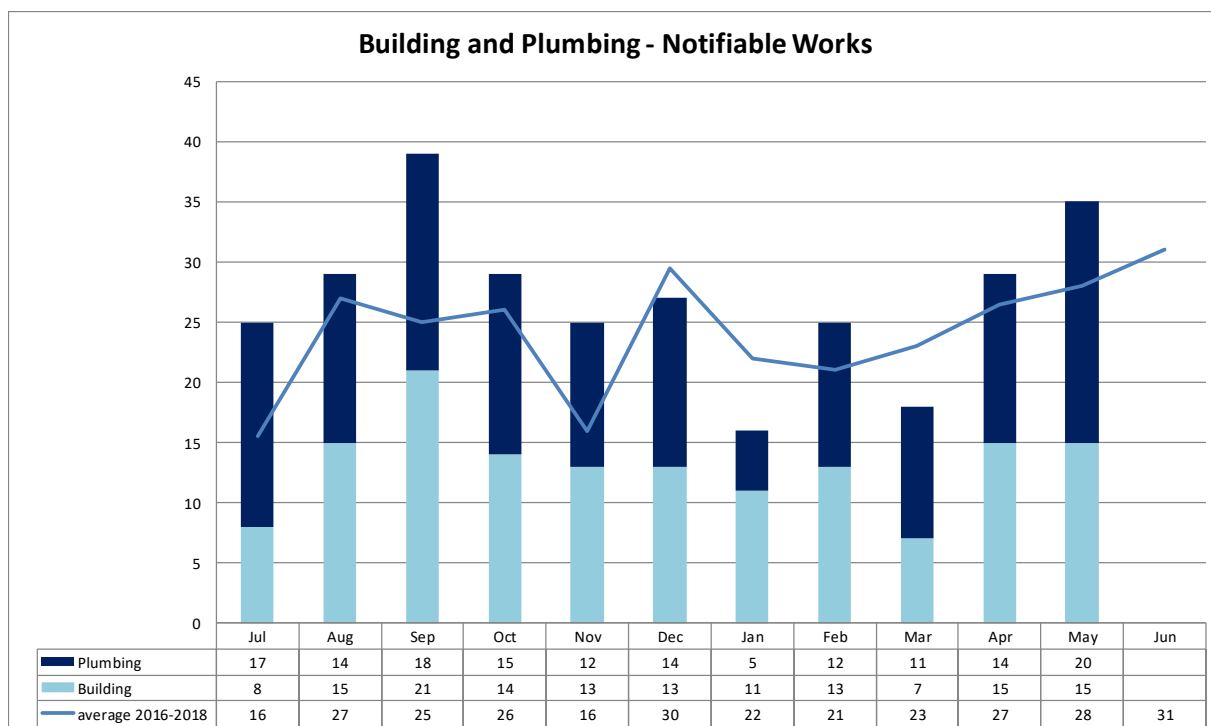
- 4.2. Building Applications for \$2,380,000 worth of building works was received in April and \$5,644,570 in May. The following graph details the value of buildings works received compared to previous years:



- 4.3. 61 plumbing inspections were carried out in April and 50 in May. The following graph details the number of plumbing inspections carried out this financial year compared to previous years:

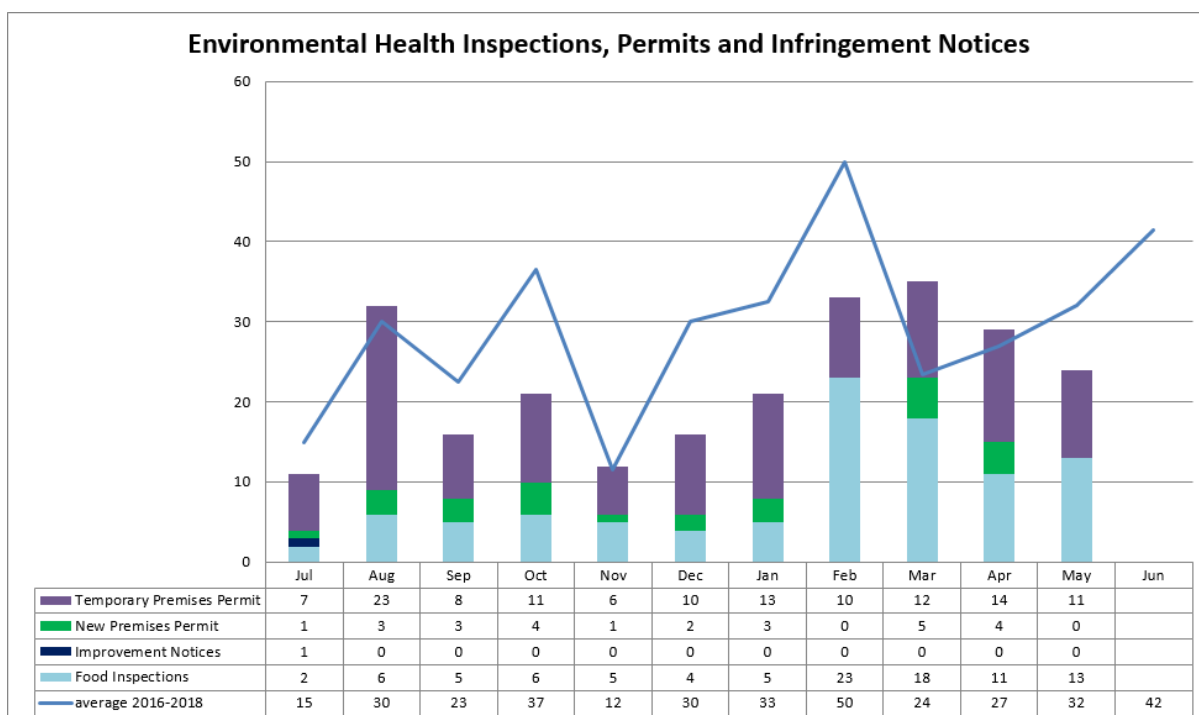


- 4.4. The following graph details the notifiable works received for building and plumbing that have been issued this year compared to previous years:



5. Environmental Health

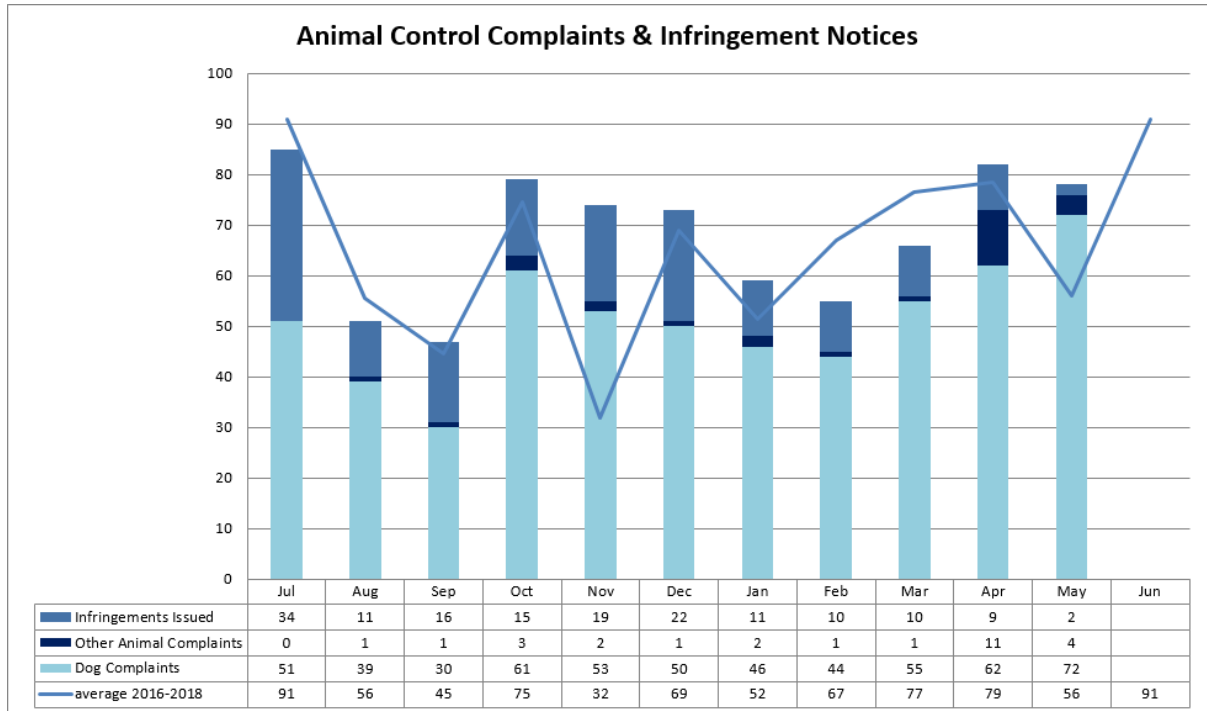
- 5.1. The following graph details the inspections, permits and infringement notices that have been issued by the Environmental Health Officers this year compared to previous years:



6. Animal Control

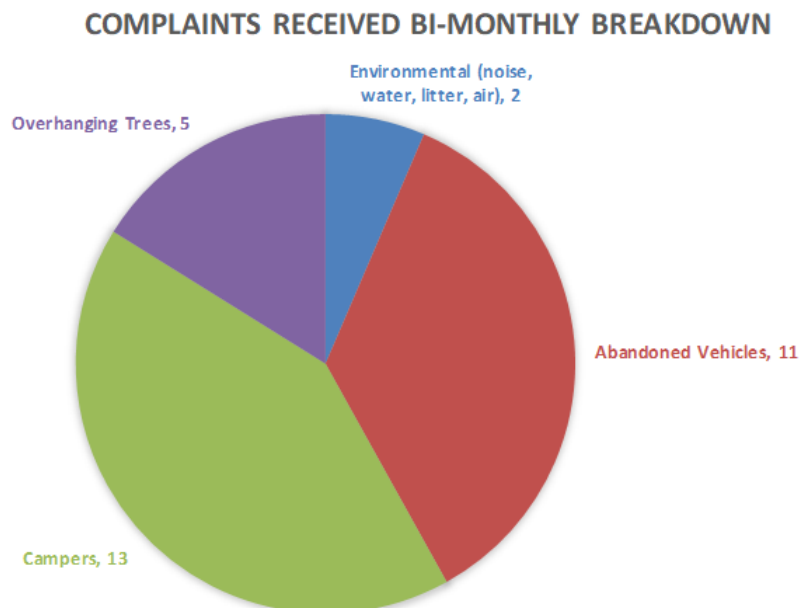
- 6.1. At the end of May there were 4,005 dogs registered in Devonport.

- 6.2. In April and May, a total of 179 animal complaints were received. These complaints predominately related to dog at large and barking dogs, however there has been an increasing number of complaints relating to dog faeces not being picked up and dogs off lead at Coles Beach. In an attempt to identify offenders, extra patrols have been implemented. Six dog attacks were reported and managed during the April/May period. All complaints were responded to within two working days.
- 6.3. The following graph details the number of animal complaints for this financial year compared to the same period last year:



7. Risk and Compliance

- 7.1. The following graph details the breakdown of the complaints received by the Risk Department during April and May:



7.2. 19 internal incidents and 10 external incidents were reported during April and May. The following table details the types of incidents:

Internal Incident Type	No. of Reports	Description
Personal Injury	7	<ul style="list-style-type: none"> Object in eye Lower back strain Soreness and strain to upper leg Strain to arm Dog bite to leg Hand strain Pinched finger
Property Damage	5	<ul style="list-style-type: none"> Damage to pedestrian handrail Damage to 2 large signs Broken blind chain Broken water main Pedestrian hoop damaged
Motor Vehicle	2	<ul style="list-style-type: none"> Ute hit tree Shopping trolley hit vehicle
Hazard	1	<ul style="list-style-type: none"> Stand up desk being lowered – hit chair
Near Hit	3	<ul style="list-style-type: none"> Broken spring caused air bag to inflate, making vehicle unstable Power cord pierced by metal flap Unloading tables, load shifted
Stolen Property	1	<ul style="list-style-type: none"> Parking Meter missing from Steele St
External Incident Type	No. of Reports	Description
Personal Injury	7	<ul style="list-style-type: none"> Trip and fall on loose paver Trip & fall on uneven surface Animal sting Fall on escalator Slip and fall on wet stormwater grate Cut foot
Property Damage	3	<ul style="list-style-type: none"> Garbage truck damaged letterbox Stormwater washout Guidepost punctured private property water main

The following table details the breakdown of potential and actual claims:

	Internal Incidents	External Incidents
Potential Claims	3	2
Potential Claim Costs	\$1,200	\$495
Actual Claims	3	2
Actual Claim Costs	\$1,200	\$495

COMMUNITY ENGAGEMENT

The information provided above details any issues relating to community engagement.

FINANCIAL IMPLICATIONS

Any financial implications arising out of this report will be reported separately to Council.

RISK IMPLICATIONS

There are no specific risk implications as a result of this report.

CONCLUSION

This report is provided for information purposes only as it relates to the activities of the Development Services Department in April and May 2019.

ATTACHMENTS

Nil

RECOMMENDATION

That it be recommended to Council that the Development and Health Services Report be received and noted.

Author:	Kylie Lunson	Endorsed By:	Matthew Atkins
Position:	Development Services Manager	Position:	Deputy General Manager

6.2 INFRASTRUCTURE AND WORKS REPORT

File: 29528 D576053

RELEVANCE TO COUNCIL'S PLANS & POLICIES

Council's Strategic Plan 2009-2030:

- Strategy 5.4.1 Provide timely, efficient, consistent and quality services which are aligned with and meet our customers needs

SUMMARY

This report provides a summary of the activities undertaken by the Infrastructure and Works Department during the months of April and May 2019.

BACKGROUND

The report is provided to the Infrastructure, Works and Development Committee and aims to update Councillors and the community on matters of interest. The functional areas of Council covered by this report are:

- Asset Management Program (forward planning and maintenance)
- Capital Works
- Roads, Footpaths and Cycleways
- Streetscape Design (including lighting, signs, furniture, vegetation)
- Stormwater Management
- Traffic Management
- Waste Management
- Recreation Reserves (including playgrounds, parks and gardens)
- Sporting Grounds and Facilities
- Tracks and Trails
- Public Buildings (including public halls, toilets)
- Marine Structures (including jetties, boat ramps)
- Recreation and open space planning

STATUTORY REQUIREMENTS

Council is required to comply with the provisions of the *Local Government Act 1993* and other relevant legislation.

DISCUSSION

1. 2018/2019 Capital Works Program

- 1.1. The 2018/2019 Capital Works Program is progressing. A number of projects have been completed and more are scheduled for completion prior to the end of the financial year. Some projects are required to be carried forward and be completed in 2019-20. Several of the projects have been approved for construction and are waiting on contractor availability or more favourable weather. Other projects have been delayed due to issues in the design phase, environmental approvals or lead time on critical materials. The Capital Works Income & Expenditure Report May 2019 is attached to this report.
- 1.2. The Southern Rooke Street renewal project has been substantially completed. Footpaths and landscaping works have been completed in April and May. Street lighting and bollards have also been installed. Throughout the project there were a number of issues related to stakeholder expectations on access

and programming of work. However, the completed work is generally of a high standard.



- 1.3. Construction of traffic calming devices on Triton Road is underway. The design of a mini roundabout and two new traffic islands was developed after analysing feedback from residents in the street and traffic speed data collected at three points in the street earlier in the year.



- 1.4. Bins in the Eastside Village have been renewed and rationalised. Ten small bins have been replaced with six larger bins in key locations. Overall capacity has increased, while the larger bins create operational efficiencies for the waste team.



- 1.5. The installation of the dog agility equipment within the existing exercise area on Steele Street has been completed. The planned partnership with the Devonport Men's Shed did not eventuate as planned, but the installation was completed by a contractor. The new facility has been promoted in the media.



- 1.6. Work on the playground and toilet block renewal projects on the East Devonport foreshore is nearing completion. Both facilities will be open in June. This will complete the transformation of the area following the recent completion of the accessible beach ramp and the installation of fitness equipment in 2018.
- 1.7. Work on the modifications to the Don Memorial Hall to provide two public toilet cubicles is nearing completion with the toilets to be open in June.
- 1.8. Roadworks at the intersection of Formby Road and Best Street are continuing. Work is expected to be completed in July. Some of the roses in the former car park area were made available to the public and were in high demand.



- 1.9. The Winspears Road renewal project is complete. Despite some unfavourable weather, the contractor was able to complete the works ahead of schedule.



- 1.10. Roadworks at the intersection of Valley Road and Elm Avenue have been completed with new kerb outstands and traffic islands installed to provide a safe

crossing point for pedestrians. The project was included in Council's work program following a history of crashes involving pedestrian and external funding was secured to support Council's allocation. The tree planting as part of the project, in accordance with Council's Tree Policy improves the aesthetics of the area.



1.11. External funding has been secured for projects proposed for the 2019-20 capital works program including:

- \$400,000 for construction of a roundabout at the intersection of Berrigan Road and Lyons Avenue
- \$415,000 for construction of a roundabout at the intersection of Fenton Street and Stewart Street
- \$60,000 for pedestrian facilities on Lovett Street
- \$30,000 for pedestrian facilities on Middle Road
- \$22,000 for a variable message sign for road safety messages

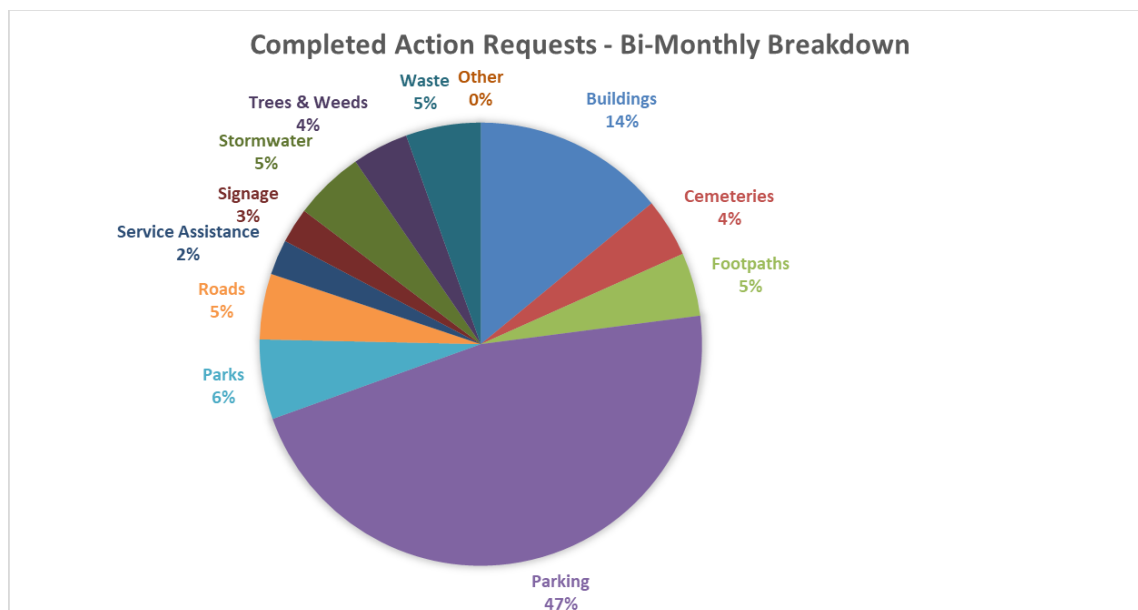
Planning work has commenced on some projects to be delivered in 2019-20. This work ensures that construction work is suitably spread over the year. Tenders and quotes received in the early part of the financial year are usually very competitive.

2. Management

2.1. The following table is a summary of the action requests for the Infrastructure and Works Department:

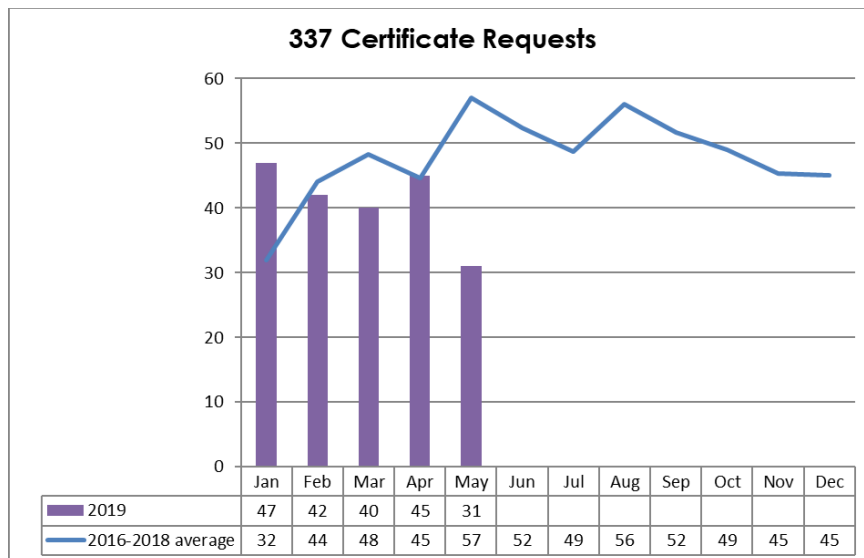
Balance of Action Requests as at 31 March 2019	476
Number of Action Requests created in April and May	687
Number of Action Requests completed in April and May	630
Balance of Action Requests as at 31 May 2019	533

2.2. The following graph details the categories of the action requests completed during April and May.



3. Technical and Engineering

- 3.1. Tenders for the detailed design of the Coastal Pathway have been sought by the Cradle Coast Authority. Tenders will be assessed in June, with design work to commence as soon as possible to meet the requirements of the Federal Government funding agreement. Construction of the Ambleside to Latrobe section is expected to commence later in 2019, with all sections scheduled for completion in 2021.
- 3.2. Bushfire management plans have been updated for the Don Reserve and the Kelcey Tier Greenbelt. This update includes a risk assessment of existing firebreaks and recommends only minor changes are required over the next two years.
- 3.3. Work on the implementation of the Technology One asset management system has commenced. The project will enhance asset management practices and involves major changes to the way Council manages scheduled and reactive maintenance. The first stage is a major review of Council's asset register to ensure that the structure and format is suitable for the more complex requirements of the later stages of the project.
- 3.4. 45 Section 337 Certificates were processed in April and 31 in May. The following graph details the 337 Certificates that have been assessed by the Infrastructure and Works Department this calendar year compared to previous years:



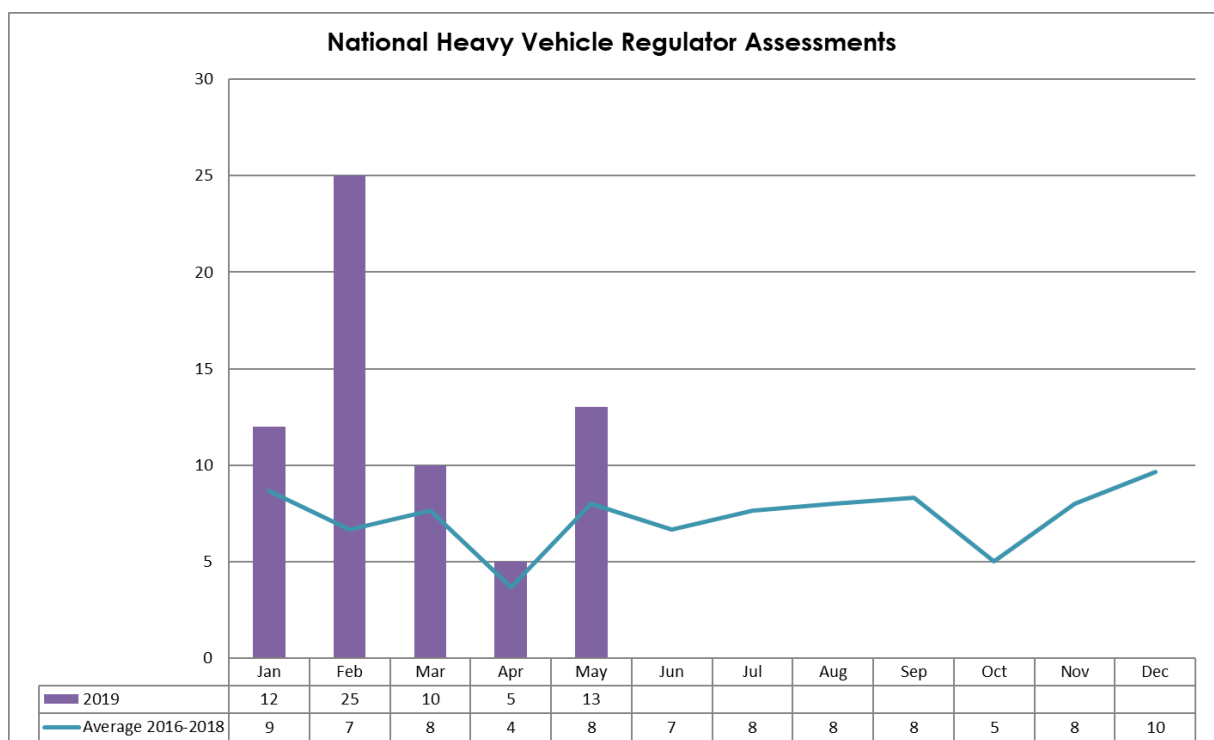
- 3.5. The following is a summary of the projects capitalised in the period since the last report.

Number of projects capitalised in period	14
Total value of capitalisations in period	\$0.51M
Total value of Works in Progress (WIP) as at 31 May	\$66.8*
Donated Asset Capitalised (Subdivisions) in February	\$0
Number of projects awaiting capitalisation next month	3

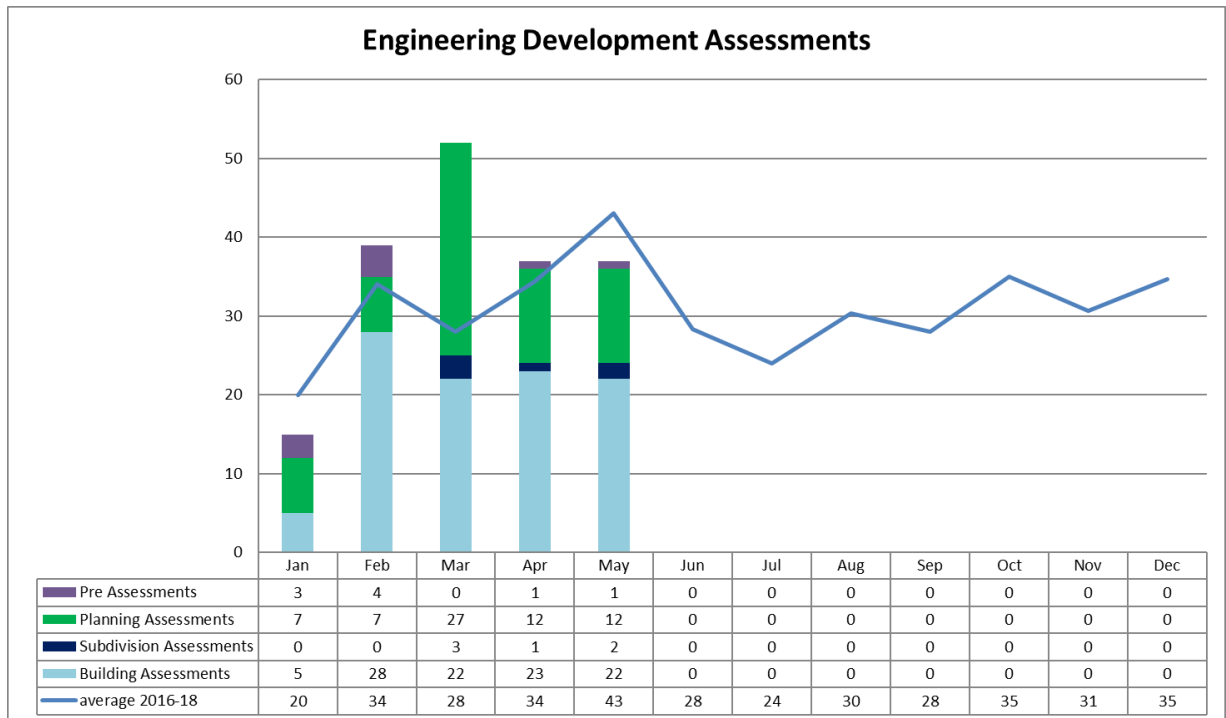
* includes \$58.4 LIVING CITY costs yet to be capitalised

The projects scheduled to be capitalised next month include Providore Place and the paranapple arts centre.

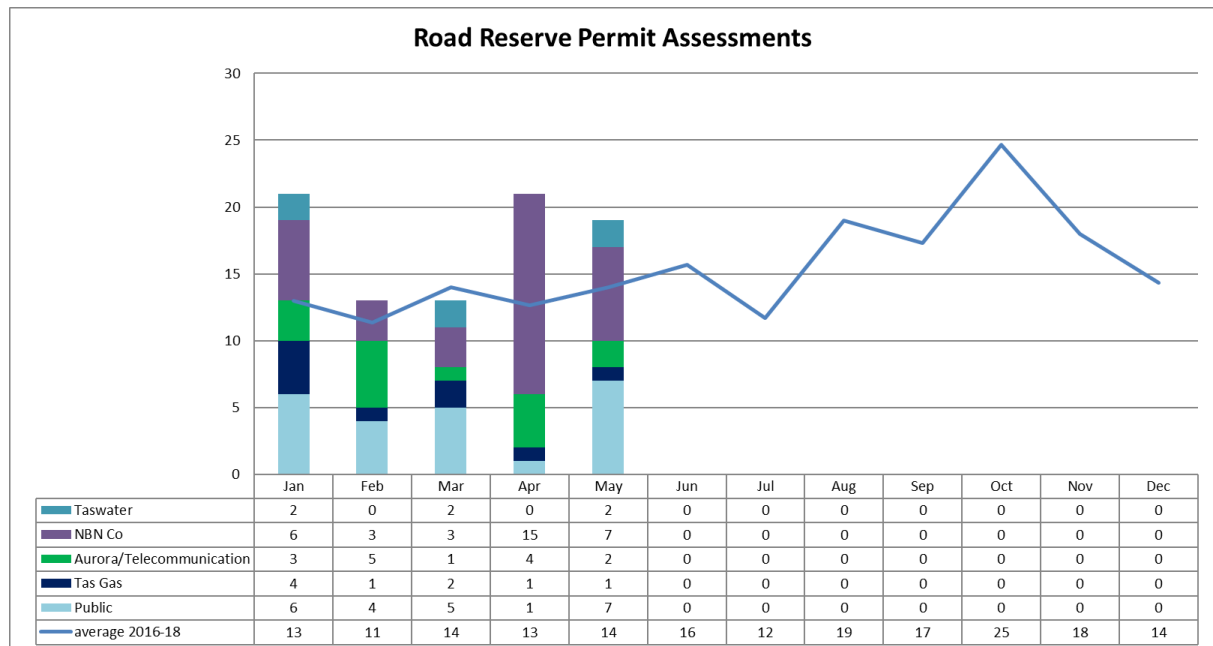
- 3.6. Five National Heavy Vehicle Regulator Assessments were completed in April and thirteen in May. The following graph details the National Heavy Vehicle Regulator Assessments that have been issued this year compared to previous years:



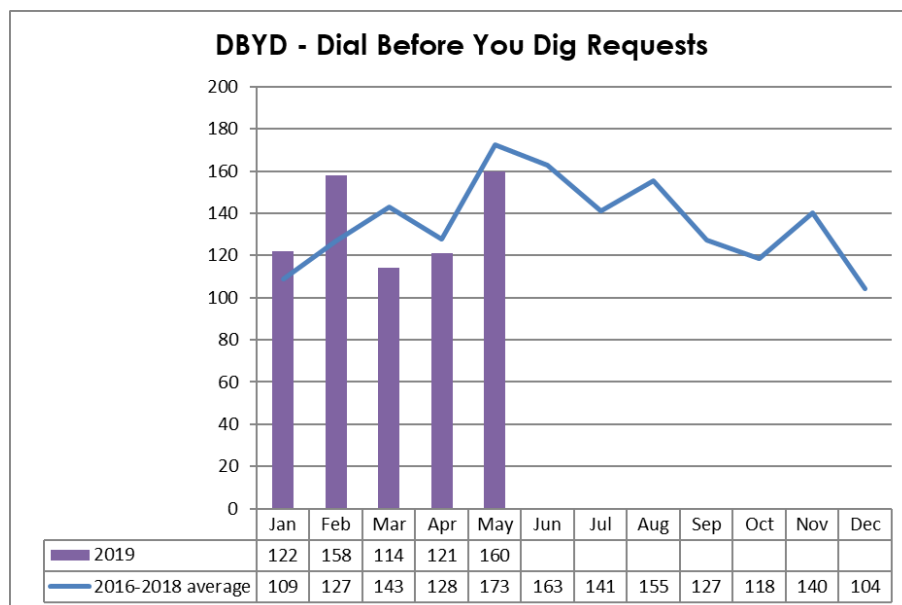
3.7. The following graph details the Engineering Assessments for Development Applications that were completed in April and May compared to previous years:



3.8. 13 Road Reserve Permits were issued in April and 14 in May. The following graph details the permits that were issued this year compared to previous years:



- 3.9. 121 Dial Before You Dig requests were processed in April and 160 in May. The following graph details the Dial Before You Dig requests that have been processed this year compared to previous years:



4. Operational Contracts

- 4.1. The following table details the contracts managed within the Infrastructure and Works Department that have been extended this financial year:

Contract	Contract Period	Extension Options	\$ Value (Excluding GST)	Contractor
Contract 1312 Essential Safety and Health Measures	22/11/18 option 1+1	The original contract signed in November 2016 was for a 24-month period and had an option for two 12-month extensions. Further to a review the option for the first 12-month extension was accepted.	Schedule of Rates	Safe Workplace Solutions Pty Ltd, MJ Miller Electrical and Electrical Testing & Compliance Service
Contract 1276 Waste Transfer	30/11/2018 option 1+1	The original contract signed in November 2014 was for a 36 month period and had an option for two 12 month extensions. Further to a review the option for the additional 12 months was accepted.	Schedule of Rates	Veolia Environmental Services

5. Civil Works and Stormwater Maintenance

- 5.1. Maintenance in accordance with the Service Level Document, undertaken in April and May included:

- Various footpath repairs identified from inspections
- Cleaning Stewart Street pavers between Rooke Street and Formby Road
- Repair of edge breaks on Lillico Road

- Seasonal clearing of stormwater pits

5.2. In June and July, it is anticipated that civil works and stormwater maintenance works will include:

- Footpath repair on Tarleton Street in conjunction with adjacent bottle shop redevelopment
- Various footpath repairs identified from inspections
- Raising manhole lids
- Repairs to a retaining wall in Mary Street

6. Parks and Reserves Maintenance

6.1. Maintenance in accordance with the Service Level Document, undertaken in April and May included:

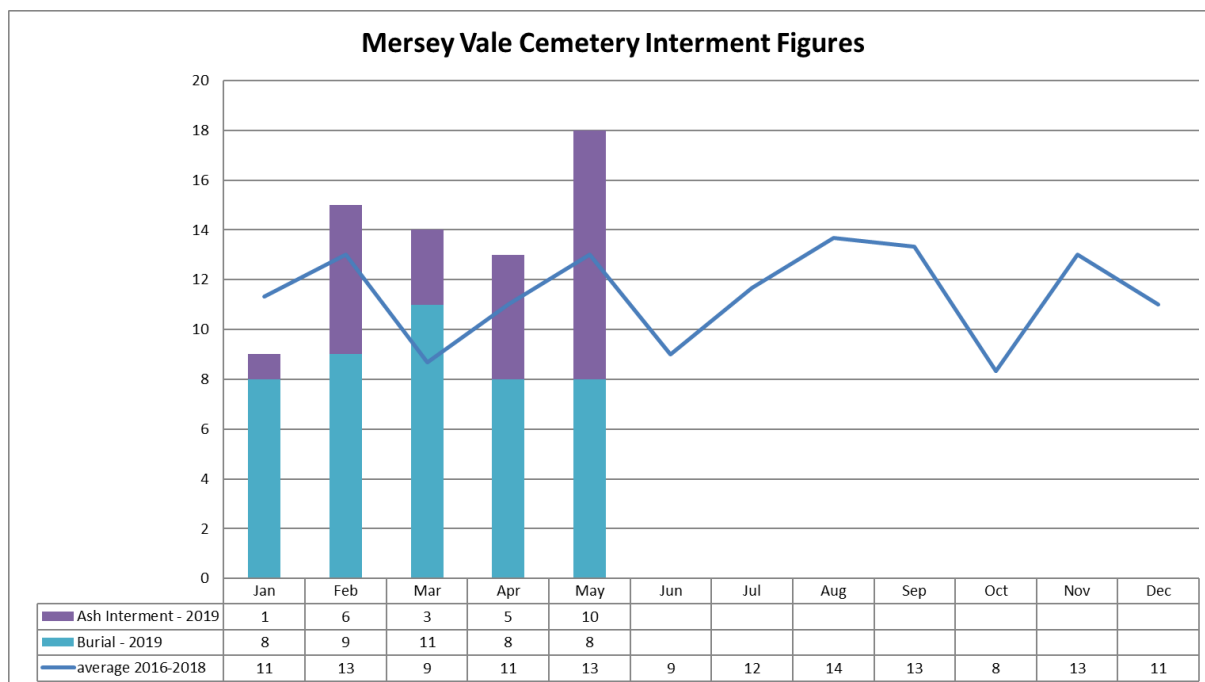
- Renewal of sections of sawdust walking track
- Renovation of the practice wickets at Devonport Oval
- Placing gravel between burial rows in the Devonport General Cemetery
- Spreading of soil mounds at Horsehead Creek



6.2. In June and July, it is anticipated that parks and reserves maintenance works will include:

- Preparation of soccer fields for state junior carnival
- Renewal of sections of sawdust walking track (ongoing until September)
- Seeding and tree planting at Horsehead Creek
- Planting street trees on William Street
- Pruning street trees on Stewart Street

6.3. Mersey Vale Memorial Park interment figures for last year compared to previous years are as follows:



7. Building and Facilities Maintenance

7.1. Maintenance in accordance with the Service Level Document, undertaken in April and May included:

- Treatment of floors in Formby Road car park amenities to prolong non-slip coating
- Stain park furniture at Mersey Bluff
- Reseal roof joints at Senior Citizens Club
- Repair of the Mary Binks Wetlands interpretive sign following two graffiti incidents.
- Grind and recoat changeroom floors at Devonport Recreation Centre basketball stadium



Before



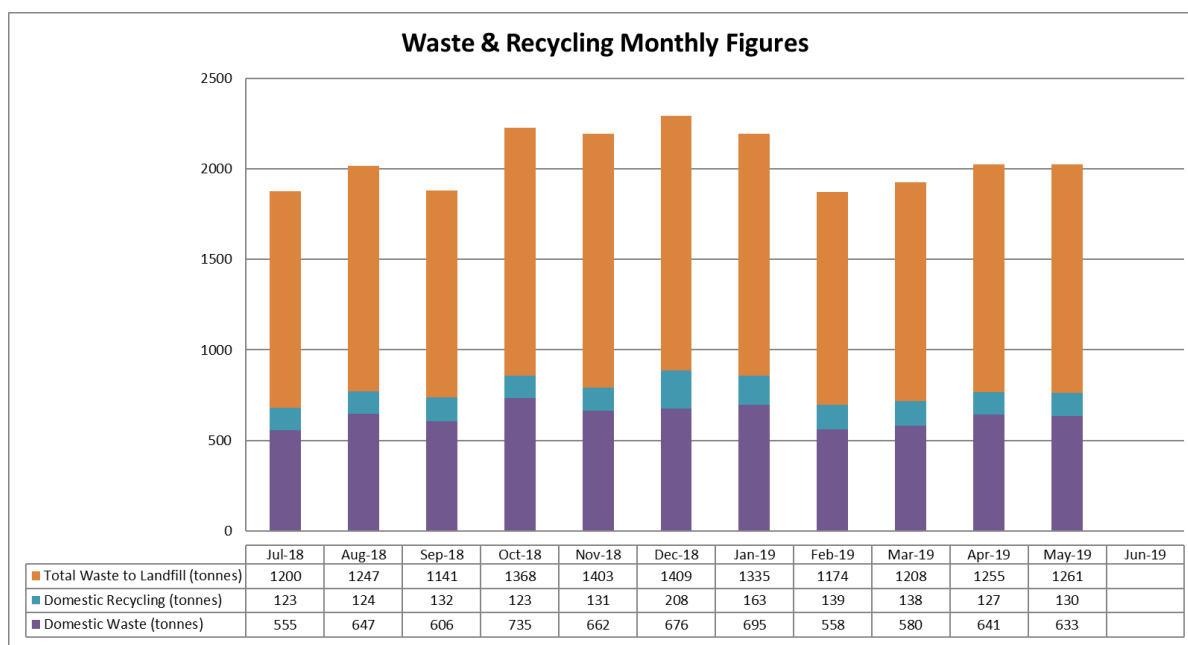
After

7.2. In June and July, it is anticipated that building and facilities maintenance works will include:

- Maintenance to 50m outdoor pool at aquatic centre
- Re-tile barbecue shelter bench top at Vietnam Veterans
- Extend fence at Spreyton Waste Transfer Station for litter capture and security
- Polish stainless steel downpipes at Surf Club building

8. Waste Management Operations

8.1. Waste Management Services were conducted in accordance with the Service Level Document during April and May. The following graph details the volumes of waste and recycling from the domestic collection services and the total volume of waste to landfill from the Spreyton Waste Transfer Station:



8.2. The following table details the monthly figures for the Spreyton Waste Transfer Station:

Item	April 2019	May 2019	18/19 YTD	17/18 Total	16/17 Total	15/16 Total
Asbestos – large loads (Tonnes)	0.58	0.84	7.46	9.94	11.02	12.8
Asbestos – small loads (m ³)	14	14	144	90.5	102.5	109
Mattresses (no.)	112	105	971	828	695	500
Vehicle Loads – up to 0.5m ³ (no.)	350	338	5,356	5,117	4,859	7,958
Vehicle Loads – 0.5m ³ to 1.5m ³ (no.)	1810	1528	16,264	11,724	13,985	12,492
Vehicle Loads – 1.5m ³ to 2m ³ (no.)	111	120	3,031	6,380	6,422	6,548
DCC Garbage Trucks (Domestic & Commercial Collection Services) (tonnes)	739	755	6,990	9,207	9,192	9,376
Steel Recycling (tonnes)	67	83	1097	845	897	843
e-Waste (tonnes)	11	10	45	12	0	9.9
Tyres (no.)	30	28	422	348	293	359

COMMUNITY ENGAGEMENT

The information provided above details any issues relating to community engagement.

FINANCIAL IMPLICATIONS

Any financial or budgetary implications relating to matters discussed in this report will be separately reported to Council.

RISK IMPLICATIONS

Any specific risk implications have been outlined in the discussion above. Any specific issue that may result in any form of risk to Council is likely to be the subject of a separate report to Council.

CONCLUSION

This report is provided for information purposes only and to allow Council to be updated on activities undertaken by the Infrastructure and Works Department.

ATTACHMENTS

[1.](#) Capital Works Summary - May 2019

RECOMMENDATION

That it be recommended to Council that the Infrastructure and Works report be received and noted.

Author:	Michael Williams	Endorsed By:	Matthew Atkins
Position:	Infrastructure & Works Manager	Position:	Deputy General Manager

Capital Works Income & Expenditure Report May 2019													
	Funding 2018/19					Expenditure 2018/19				Balance	Performance Measures		
	Annual Budget	Additional Funds Carried forward & adjustments	Total Budget Available	External Funding Included in Total	Funding Adjustments	Forecast	Actual	Commitments	Total Expenditure	Remaining Funds	Works Start	Works Completion	% Budget
	\$	\$	\$	\$	\$	\$	\$	\$	\$	\$	Month	Month	Spent
Summary													
Open Space & Recreation	1,950,200	537,319	2,487,519	62,500	(29,570)	2,256,525	723,521	933,167	1,656,688	830,831			67%
Buildings & Facilities	80,000	1,050,695	1,130,695	-	-	-	1,023,596	28,711	1,052,306	78,389			93%
Transport	4,340,000	1,020,688	5,360,688	612,146	-	5,096,366	3,171,951	894,922	4,066,873	1,293,815			76%
Stormwater	1,180,000	100,235	1,280,235	-	-	100,000	557,535	13,390	570,925	709,311			45%
Living City	3,000,000	12,112,036	15,112,036	1,000,000	-	-	10,247,455	(29,695)	10,217,760	4,894,276			68%
Plant & Fleet	827,000	544,929	1,371,929	-	-	-	587,563	364,172	951,735	420,194			69%
Other Equipment	479,000	160,192	639,192	-	-	-	316,142	19,924	336,066	303,126			53%
Total Capital Works	11,856,200	15,526,094	27,382,294	1,674,646	(29,570)	7,452,891	16,627,763	2,224,591	18,852,353	8,529,941			
Open Space & Recreation													
CP0128 Signage Strategy Actions		23,744	23,744			23,744	4,977	2,750	7,727	16,017	Apr-19	Jun-19	32.5%
CP0129 Don River Rail Trail - Don to Tugrah gravel track		112,443	112,443		(29,570)	30,000	372	-	372	112,071	TBA	TBA	0.3%
													Property acquisition progressing. Construction work pending future grant opportunities. Funding adjustment due to cancellation of grant
CP0136 Aquatic Ctr. O/door Filter vessels associated pipework and roof over		134,867	134,867			111,005	111,005	-	111,005	23,862	Complete	Complete	82.3%
CP0137 Vietnam Veteran's Memorial - BBQ shelter renewal		79,137	79,137		(38,105)	21,956	21,956	-	21,956	19,076	Complete	Complete	27.7%
													The allowance to replace the roof was not required and was re-allaocted to CP0163.
CP0163 Victoria Parade George St sea wall repair					38,105	38,105	38,105		38,105	(0)	Complete	Complete	
													Project funded from available contingency on project CP0137
CP0140 Fitness Equipment East Devonport		87,128	87,128			70,000	67,924	-	67,924	19,204	Complete	Complete	78.0%
CP0143 Mersey Vale cemetery - Children's Area		100,000	100,000			100,000	15,038	-	15,038	84,962	TBA	TBA	15.0%
													Tenders being assessed
CP0145 Victoria Parade Lighting Stage 2	85,000		85,000			64,134	64,134	-	64,134	20,866	Complete	Complete	75.5%
CP0146 Mersey Vale Cemetery - Lighting Renewal	56,000		56,000			60,000	718	-	718	55,282	Jun-19	Oct-19	1.3%
													Quotations requested
CP0147 Playground Equipment Renewal - East Devonport Foreshore	80,000		80,000			80,000	40,836	33,600	74,436	5,564	Mar-19	Jun-19	93.0%
													Construction underway
CP0148 Maidstone Park - Netball Goalposts Replacement	8,000		8,000			8,000	298	5,657	5,954	2,046	Jun-19	Jun-19	74.4%
													Installation pending
CP0149 Path Renewal - Victoria Parade	133,000		133,000			83,081	83,081	-	83,081	49,919	Complete	Complete	62.5%
CP0150 Maidstone Park - Replace Ground Lighting	125,000	-	125,000	62,500		150,000	5,855	8,200	14,055	110,945	TBA	TBA	11.2%
													Design progressing
CP0151 Maidstone Park - Gymnastics Club Car Park	150,000		150,000			150,000	649	-	649	149,351	TBA	TBA	0.4%
													Program dependant on construction of new Gymnastics facility
CP0152 Bluff Plaza - Replace Electrical Cabinet	15,000		15,000			15,000	13,105	830	13,935	1,065	Oct-18	Jun-19	92.9%
													Minor work pending
CP0153 Mersey Vale Cemetery - Future Ash Internment Columns - Memorial Garden	30,000		30,000			24,000	23,614	-	23,614	6,386	Complete	Complete	78.7%
													Waiting on invoices to finalise expenditure
CP0154 Dog Exercise Park - Dog Agility Equipment & Drink Fountain	15,000		15,000			15,000	8,591	360	8,951	6,049	Apr-19	Complete	59.7%
													Construction underway
CP0155 Aquatic Centre Carpark - Tree Planter Surrounds	7,200		7,200			8,500	8,486	-	8,486	(1,286)	Complete	Complete	117.9%
													Over-expenditure will be offset by savings in other projects.
CP0156 Pioneer Park - Installation of Park Furniture	20,000		20,000			12,000	14,183	1,151	15,334	4,666	May-19	Jun-19	76.7%
													Minor work pending
CP0157 Highfield Park - Installation of Park Furniture	20,000		20,000			14,000	13,635	-	13,635	6,365	Complete	Complete	68.2%
CP0158 Mersey Vale Cemetery - Modern Burial Stage 2	1,050,000		1,050,000			1,000,000	11,464	880,620	892,083	157,917	Nov-19	Feb-20	85.0%
													Contract awarded
CP0159 Don Reserve - Bank Stabilisation	18,000		18,000			21,000	20,943	-	20,943	(2,943)	Complete	Complete	116.4%
													The project was constructed by the contractor that provided the lowest quote.
CP0160 Horsehead Creek - Bank Stabilisation between Horsehead Creek & Waterfront Complex	38,000		38,000			38,000	2,043	-	2,043	35,957	TBA	TBA	5.4%
													Construction pending
CP0161 New Playground Equipment - Miandetta Park	100,000		100,000			105,000	105,171	-	105,171	(5,171)	Complete	Complete	105.2%
CP0162 East Devonport Beach - All Abilities Acc						14,000	47,337	-	47,337	(47,337)	Complete	Complete	
													Expenditure to be invoiced to service club who have obtained grant funding for the project
									-				
Total Open Space & Recreation	1,950,200	537,319	2,487,519	62,500	(29,570)	2,256,525	723,521	933,167	1,656,688	830,831			66.6%

		Funding 2018/19					Expenditure 2018/19				Balance	Performance Measures			
		Annual Budget	Additional Funds Carried forward & adjustments	Total Budget Available	External Funding Included in Total	Funding Adjustments	Forecast	Actual	Commitments	Total Expenditure	Remaining Funds	Works Start Month	Works Completion Month	% Budget Spent	Comments
		\$	\$	\$	\$	\$	\$	\$	\$	\$	\$				
Buildings & Facilities															
CB0091	East Devonport Toilet Block Renewal		218,000	218,000				118,911	-	118,911	99,089	Mar	Jun-19	54.5%	Construction underway
CB0092	Installation of Public Toilet - Don Hall	80,000		80,000				35,292	28,711	64,002	15,998	Aug-18	Jun-19	80.0%	Construction underway
CB0080	Art Gallery Integration Project		832,695	832,695				869,393	-	869,393	(36,698)	Complete	Complete	104.4%	Over-expenditure will be offset by savings in other projects.
Total Facilities		80,000	1,050,695	1,130,695	-	-	0	-	1,023,596	28,711	1,052,306			93.1%	
Transport															
CT0169	Formby Road & Best Street intersection safety improvements		261,896	261,896			261,470	83,273	145,931	229,204	32,692	Mar-19	Jun-19	87.5%	Construction underway
CT0198	Mersey Bluff Pedestrian Link	125,000	74,850	199,850			250,000	20,104	175,827	195,931	3,919	Jun-19	Aug-19	98.0%	Construction pending
CT0200	Forth Road, Don - pedestrian link		6,323	6,323			5,881	5,881	-	5,881	442	Complete	Complete	93.0%	
CT0208	Bishops Road renewal		515,253	515,253			360,000	242,660	13,647	256,307	258,946	Complete	Complete	49.7%	Waiting on invoices to finalise expenditure
CT0218	Street Light Provision	60,000		60,000			60,000	61,004	1,818	62,822	(2,822)	Complete	Complete	104.7%	
CT0219	Reseal Program 2018-2019	700,000		700,000			675,000	563,984	9,198	573,181	126,819	Oct-18	Jun-19	81.9%	Minor works pending
CT0220	Southern Rooke Street Renewal	1,000,000		1,000,000			1,060,095	755,273	48,786	804,059	195,941	Jan-19	Jun-19	80.4%	Minor works pending. Waiting on invoices to finalise expenditure
CT0221	Triton Road Safety Improvements	75,000		75,000			75,000	27,129	24,417	51,546	23,454	Apr-19	May-19	68.7%	Construction underway
CT0222	Coles Beach/Back Beach Pedestrian Links	80,000		80,000			80,000	46,250	-	46,250	33,750	Complete	Complete	57.8%	Additional works pending near Back Beach. Program TBA.
CT0223	Intersection Improvements - Valley Road & Elm Avenue	80,000	40,000	120,000	40,000		118,752	108,888	7,504	116,393	3,607	Complete	Complete	97.0%	Construction underway
CT0224	Footpath Connection - Thomas Street	15,000		15,000			25,000	15,803	-	15,803	(803)	Complete	Complete	105.4%	
CT0225	New Street Light - Wright Street and Tarleton Street	15,000		15,000			25,000	950	-	950	14,050	May-19	TBA	6.3%	Construction pending
CT0226	Intersection Safety Improvements - Parker Street and Ronald Street	270,000		270,000	270,000		287,898	33,713	244,817	278,530	(8,530)	May-19	Jul-19	103.2%	Construction underway
CT0227	Don Road Safety Barrier Renewal - West of Hillcrest Road	50,000		50,000			19,000	982	14,330	15,312	34,688	May-19	May-19	30.6%	Construction pending
CT0228	Road Traffic Device Renewal	25,000		25,000			25,000	2,880	12,720	15,600	9,400	Jan-19	Jun-19	62.4%	Devonport Road guardrail repairs pending
CT0230	Transport Minor Works	45,000		45,000			45,000	15,672	-	15,672	29,328	May-19	Jun-19	34.8%	Eastside Village bin replacements complete
CT0231	Works Depot Carpark - Retaining Wall Renewal	30,000		30,000			30,000	24,008	1,206	25,214	4,786	Complete	Complete	84.0%	
CT0232	Parking Infrastructure Renewal 2018-19	25,000	42,366	67,366			67,366	33,800	-	33,800	33,566	TBA	TBA	50.2%	
CT0233	Adelaide Street Kerb Renewal	210,000		210,000			176,654	15,853	1,330	17,183	192,817	Aug-19	Oct-19	8.2%	Construction pending
CT0234	Wenvoe Street Renewal - Steele Street to Carpark	420,000		420,000			471,787	424,165	1,012	425,177	(5,177)	Complete	Complete	101.2%	
CT0235	Clayton Drive Renewal - East of Hillwood Rise	130,000		130,000			75,035	75,035	-	75,035	54,965	Complete	Complete	57.7%	
CT0236	Winspears Road Renewal - Stage 1	250,000		250,000	222,146		208,138	85,392	140,083	225,474	24,526	Complete	Complete	90.2%	
CT0237	Intersection Renewal - Melrose Road and Buster Road (Aberdeen)	120,000		120,000			88,192	73,702	-	73,702	46,298	Complete	Complete	61.4%	
CT0238	Montague Street Renewal - Arthur Street to Lower Madden Street	130,000		130,000			143,000	99,230	3,888	103,117	26,883	Complete	Complete	79.3%	
CT0239	Steele Street Footpath Renewal - Rooke Street to Wenvoe Street - South Side	60,000		60,000			-	2,747	-	2,747	57,253	Complete	Complete	4.6%	Expenditure included in CT0234
CT0240	North Street renewal - William Street threshold	130,000		130,000			126,000	125,161	-	125,161	4,839	Complete	Complete	96.3%	
CT0241	Tugrah Road - Seal Part of Gravel Section	105,000		105,000			88,427	88,427	-	88,427	16,573	Complete	Complete	84.2%	Waiting on invoices to finalise expenditure
CT0242	Victoria Parade Car Park (Cenotaph) Carpark Improvements	140,000		140,000			130,755	130,755	-	130,755	9,245	Complete	Complete	93.4%	
	Northern Rooke St Renewal - Design Only	50,000		50,000			50,000	-	-	-	50,000			0.0%	Expenditure included in CB0068 - Living City
CT0244	Steele St Pedestrian Facilities		80,000	80,000	80,000		80,000	6,022	48,409	54,431	25,569	Jun-19	Jun-19	68.0%	Construction pending
CT0245	New bus stop infrastructure							2,397	-	2,397	(2,397)	TBA	TBA		External funding secured
CT0246	Reseal Program 2019-2020							811	-	811	(811)				Preliminary works on next years projects
Total Transport		4,340,000	1,020,688	5,360,688	612,146	-	5,096,366	3,171,951	894,922	4,066,873	1,293,815			75.9%	

		Funding 2018/19					Expenditure 2018/19				Balance	Performance Measures			
		Annual Budget \$	Additional Funds Carried forward & adjustments \$	Total Budget Available \$	External Funding Included in Total \$	Funding Adjustments \$	Forecast \$	Actual \$	Commitments \$	Total Expenditure \$	Remaining Funds \$	Works Start Month	Works Completion Month	% Budget Spent	Comments
Stormwater															
CS0055	Squibbs Road drainage improvements		83,831	83,831				7,775	4,180	11,955	71,876	TBA	TBA	14.3%	On hold - threatened species
CS0063	William St. SW catchment upgrade - Stage 7		12,000	12,000				1,416	3,350	4,766	7,234	Nov-18	TBA	39.7%	Pending minor work by Tasrail
CS0069	Maidstone Park - stormwater NE of oval		4,404	4,404				4,404	-	4,404		Complete	Complete	100.0%	
CS0072	Pit Replacements 2018-19	50,000		50,000				48,380	-	48,380	1,620	Complete	Complete	96.8%	
CS0073	Minor Stormwater Works	30,000		30,000				2,243	3,948	6,192	23,808	Complete	Complete	20.6%	
CS0074	William SW Catchment Upgrade - Stage 8	600,000		600,000				356,307	1,912	358,219	241,781	Complete	Complete	59.7%	Waiting on invoices to finalise expenditure
CS0075	Stormwater Outfall Risk Management - Mersey River	30,000		30,000				4,541	-	4,541	25,459	Complete	Complete	15.1%	
CS0076	Brooke St Upgrade - Caroline Catchment Stage 1	200,000		200,000		(200,000)		400	-	400	(400)	N/A	N/A	0.2%	Funding reallocated to CS0081. Ref IWC 09/19
CS0077	Stormwater Renewal - 37 Victoria Parade	20,000		20,000				31,855	-	31,855	(11,855)	Complete	Complete	159.3%	Additional pit required to facilitate future pipe upgrades. Over expenditure to be offset by forecast savings on CS0074
CS0078	Madden St Stormwater Renewal - Aylett to Gunn	75,000		75,000				36,901	-	36,901	38,099	Complete	Complete	49.2%	
CS0079	Stormwater Renewal - 215-221 Tarleton St	50,000		50,000				43,645	-	43,645	6,355	Complete	Complete	87.3%	
CS0080	York St stormwater renewal	25,000		25,000				19,668	-	19,668	5,332	Complete	Complete	78.7%	
CS0081	Southern Rooke St Stormwater Renewal	100,000		100,000			100,000	-	-	-	100,000			0.0%	included in CT0220
	John Stormwater Catchment Stage 1					200,000		-	-	-	200,000	TBA	TBA		Funding reallocated from CS0076. Ref IWC 09/19
Total Stormwater		1,180,000	100,235	1,280,235	-	-	100,000	557,535	13,390	570,925	709,311			44.6%	
Plant & Fleet															
CF0023	Hire Plant Replacement Plan 18/19 (including disposal proceeds)	585,000	350,309	935,309				392,752	364,172	756,924	178,385	Sep-18	Jun-19	80.9%	Rear loader garbage truck delivered. Purchases scheduled throughout the year
CF0024	Non-Hire Plant Replacement Plan 18/19 (including disposal proceeds)	44,000	66,981	110,981				50,493	-	50,493	60,488	Sep-18	Aug-19	45.5%	Purchases scheduled throughout the year
CF0022	Fleet Replacement Plan 18/19 (including disposal proceeds)	198,000	127,639	325,639				144,318	-	144,318	181,321	Oct-18	Jun-19	44.3%	Purchases scheduled throughout the year
Total Plant & Fleet		827,000	544,929	1,371,929	-	-	-	587,563	364,172	951,735	420,194			69.4%	
Other Equipment															
CE0009	Office Equipment	203,000	41,138	244,138				112,847	19,550	132,397	111,741	Jun-19	Jun-19	54.2%	
CC0007	Information Technology 16/17 - Renewal & Upgrades							-	-						
CC0012	Information Technology - Renewal & Upgrades	276,000	119,054	395,054				203,295	374	203,669	191,385	Jun-19	Jun-19	51.6%	
Total Other Equipment		479,000	160,192	639,192	-	-	-	316,142	19,924	336,066	303,126			52.6%	
TOTAL CAPITAL EXPENDITURE - EXCLUDING LIVING CITY		8,856,200	3,414,058	12,270,258	674,646		7,452,891	6,380,307	2,254,286	8,634,593	3,635,665			70.4%	
Living City															
CB0068	Living City - Strategic Initiatives	3,000,000	12,112,036	15,112,036	1,000,000			10,247,455	(29,695)	10,217,760	4,894,276	Sep-18	Jun-19	67.6%	
Total Living City		3,000,000	12,112,036	15,112,036	1,000,000	-	-	10,247,455	(29,695)	10,217,760	4,894,276			67.6%	
TOTAL CAPITAL EXPENDITURE - INCLUDING LIVING CITY		11,856,200	15,526,094	27,382,294	1,674,646	-	7,452,891	16,627,763	2,224,591	18,852,353	8,529,941			68.8%	

CLOSURE

There being no further business the Chairperson declared the meeting closed at pm.