


Koinobori

carp-shaped windsocks are traditionally flown in Japan to celebrate Children's Day (Kodomo no Hi, 子供の日)





Koinobori

You will need:

- 3 toilet rolls
- glue
- tissue or wrapping paper
- scissors
- 1 dowel or stick
- string. 3 pieces about 21cm each
- pencils and/or pen

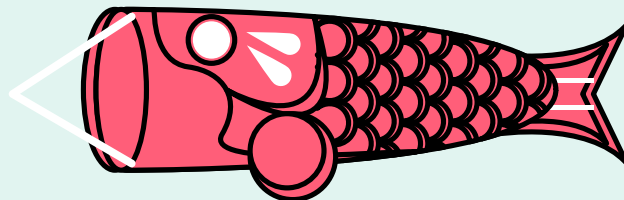


Step 1

Cut out fish scales.

We have recycled tissue paper.

Try recycled wrapping paper or colouring in pages.





Koinobori

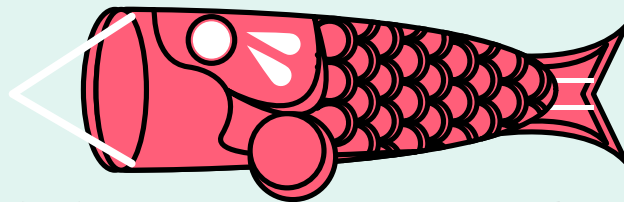
Step 2

Write wishes for the children of Devonport and Minamata on some of the scales: health, wisdom, kindness, compassion, harmony, peace etc



Step 3

Starting at the bottom of the carp, glue the scales on, overlapping each other. Poke holes in the top and thread through the string.





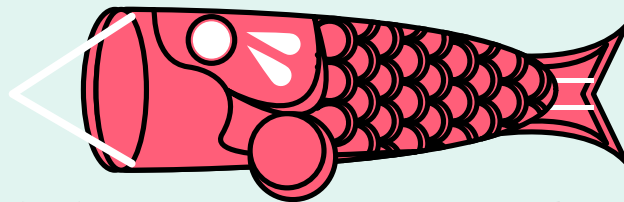
Koinobori

Step 4

Add eyes to the Koinobori.
Cut circles out of white paper (we used an old envelope), use a dark pencil, pen or marker to colour the inside for an eye.

Step 5

Tie the Koinobori to the dowel or stick.



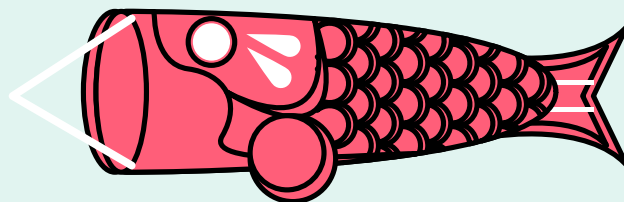



Koinobori

Variation:

Add streamers to your Koinobori by gluing long strips of tissue paper to the inside of the toilet roll, let them hang out the bottom.

The traditional colours are black, red and blue. But we love to recycle, so use whatever coloured paper you have available.



We would love to see a photo of your Koinobori, please send to: MarketingandPromotions@devonport.tas.gov.au

