4.1 CONFIRMATION OF MINUTES - ANNUAL GENERAL MEETING - 27 OCTOBER 2025 ..2
4.1.1 UNCONFIRMED MINUTES - AGM - 27 OCTOBER 2025 2
5.1 TABLING OF ANNUAL REPORT....10
5.1.1 ANNUAL- REPORT-2026....10

Minutes of the Annual General Meeting of the Devonport City Council held on Monday 27 October 2025 in the Aberdeen Room, level 2, paranaple centre, 137 Rooke Street Devonport and live streamed from 5:30pm.

PRESENT:

Councillors:
Cr A Jarman (Mayor)
Cr S Sheehan (Deputy Mayor)
Cr G Enniss
Cr P Hollister
Cr L Murphy
Cr J Wilczynski

Council Officers:
Chief Executive Officer, M Atkins
Deputy Chief Executive Officer, J Griffith
Executive Manager, M Skirving
Executive Manager, K Lunson
Creative Director, G Dobson
Finance Manager, N Maggs
Infrastructure Manager, J Bellchambers
Community Services Manager, K Reilly
Development Services Manager, K Stone
Operation Works Manager, M Lowe
Executive Coordinator, C Jordan
Governance Officer, C Delphin

Electors:

Malcolm Gardam	John Alexiou	Robert (Bob) Vellacott	Doug Janney
Rod Bramich	Claire Connelly	Peter Stegmann	

Other:
Nil

ACKNOWLEDGEMENT OF COUNTRY

Devonport City Council acknowledges and pays respect to the palawa-pakana people as the traditional and original owners of lutrawita and continuing custodians of this land on which we gather.

We also acknowledge and pay our respects to the Tasmanian Aboriginal elders past and present.

WELCOME AND INTRODUCTIONS

Welcome and introductions by Mayor Alison Jarman.

IN ATTENDANCE

All persons in attendance are advised that it is Council policy to record Council Meetings, in accordance with Council's Digital Recording Policy. The digital recording of this meeting will be made available to the public on Council's website for a minimum period of six months. The meeting will also be live streamed on Council's YouTube channel.

All persons in attendance are to be respectful of and considerate towards other persons attending and participating in the meeting. Any language or conduct that is considered offensive, defamatory or threatening to any person attending or participating in the meeting, or listening to the recording, will not be accepted.

Being an AGM, and in reference to the AGM Guidelines, as far as practicable, the meeting will be conducted as per an Ordinary Meeting of Council, and questions will generally be in accordance with Council's Public Question Time Policy.

The AGM Meeting Guidelines are outlined at Item 1 of the Meeting Agenda.

1 ANNUAL GENERAL MEETING GUIDELINES

The Mayor outlined the AGM Guidelines.

2 APOLOGIES

The following apologies were received for the meeting:

Name	Apology or Leave of Absence
Cr Steve Martin OAM	Leave of Absence
Cr Alison Moore	Leave of Absence
Cr Damien Viney	Leave of Absence

3 DECLARATIONS OF INTEREST

There were no Declarations of Interest

4 CONFIRMATION OF MINUTES

4.1 CONFIRMATION OF MINUTES - ANNUAL GENERAL MEETING - 28 OCTOBER 2024

MOVED: Cr Enniss

SECONDED: Cr Murphy

That the minutes of the Annual General Meeting held on 28 October 2024 as previously circulated be confirmed.

FOR	13
AGAINST	0
OUTCOME	CARRIED

5 TABLING OF ANNUAL REPORT

5.1 TABLING OF ANNUAL REPORT

The Chief Executive Officer tabled the 2024/2025 Annual Report.

6 SUBMISSIONS/QUESTIONS ON NOTICE TO THE ANNUAL REPORT

6.1 SUBMISSIONS/QUESTIONS ON NOTICE TO THE ANNUAL REPORT

MOVED: Cr Sheehan

SECONDED: Cr Murphy

That:

1. the Annual Report, outlining the achievements and performance of the Devonport City Council over the 2024/25 financial year be received; and
2. it be noted that no submissions or questions on the Annual Report were received during the statutory advertising period.

FOR	13
AGAINST	0
OUTCOME	CARRIED

General questions relating to the Annual Report and activities of Council were discussed as part of this item.

7 MOTIONS ON NOTICE

7.1 NOTICE OF MOTION FROM MR VELLACOTT - DISPOSAL BY AUCTION OF PROVIDORE PLACE

MOVED: Mr R Vellacott

SECONDED: Mr M Gardam

MOTION
That the electors here present at this the Devonport City Council 2025 Annual General Meeting ; given that the current council debt as @ 30 June 2025 was $43.55M and the rental income for Market Square Pavilion in Council's current year budget is approximately $265,000 being only approx. 66% of the guaranteed $400,000 per year that ratepayers were told would be available, we therefore request the Mayor and Councillors to take such action necessary for the early sale, of the real estate now known as Market Square Pavilion so as to enable it to be listed for sale by auction at a reserve price to be decided by the council ,and if the property is sold the proceeds of sale be paid off the council debt incurred to build it.

FOR	5
AGAINST	8
OUTCOME	LOST

8 GENERAL BUSINESS

Nil

9 CLOSURE

The Mayor declared the meeting closed at 6:29pm.


DEVONPORT
ANNUAL REPORT
2025/2026

CONTENTS

5 **ABOUT COUNCIL**

Mayor's Message
CEO's Message
Year at a Glance
Purpose, Mission, Vision, Values
The Council
Councillor's Learning Requirements
Committee Representation
Councillor Expenses
Summary of Decisions by Council
What We Do: Our Role
Meeting Attendance
Integrated Planning Framework
Organisational Structure
Workforce Profile

17 GOAL 1 **LIVING LIGHTLY ON OUR ENVIRONMENT**

Highlights
Goal 1 - Annual Plan Action Summary

20 GOAL 2 **BUILDING A UNIQUE CITY**

Regulatory Services
LIVING CITY Highlights
Capital Works Program
Digital Transformation
Asset Management
Goal 2 - Annual Plan Action Summary

29 GOAL 3 **GROWING A VIBRANT ECONOMY**

Events
Christmas and New Year's Eve Celebrations
Goal 3 - Annual Plan Action Summary

34 GOAL 4 **BUILDING QUALITY OF LIFE**

Living Well Devonport
paranaple Arts Centre & Convention Centre
Goal 4 - Annual Plan Action Summary

43 GOAL 5 **PRACTICING EXCELLENCE IN GOVERNANCE**

Good Governance Checklist
Financial Performance
Key Financial Indicators
Performance Measures
Legislative Requirements
Contracts and Tenders
Public Health Statement
Community Grants
Goal 5 - Annual Plan Action Summary

Professional service providers
Auditors: Audit Tasmania
Bankers: Commonwealth Bank of Australia
Insurance Broker: Jardine Lloyd Thompson

Photographers
The Devonport City Council thanks all photographers featured in this Annual Report including Jai Moyle, Tina Smith, Kelly Slater and David Oldenhof.



ACKNOWLEDGEMENT OF COUNTRY

Devonport City Council acknowledges and pays respect to the palawa-pakana people as the traditional owners of lutruwita and continuing custodians of this land. We also acknowledge and pay our respects to the Tasmanian Aboriginal elders past and present.


NOVOTEL



MAYOR'S MESSAGE

It is my pleasure to present the City of Devonport's Annual Report for 2025/26, marking both another year of progress and the final year of the current four-year Council Term.

Over the past four years, the current Council has demonstrated a clear vision for Devonport's future – outlined in the Term Plan 2022–2026 and supported by hard work, commitment and a shared determination to achieve positive outcomes for our community. I am immensely proud of what Council has achieved during this Term and of the strong foundations established for Devonport's continued growth and prosperity.

Throughout 2025/26, Council remained focused on delivering essential services while balancing community expectations, financial responsibility and planning for the future. From maintaining roads, footpaths, parks and community facilities to providing waste, recreation, cultural and customer services, our everyday work continued to make a meaningful difference to residents.

Council continued to invest in infrastructure that will support Devonport's future. The Main Works proposal for the Devonport Oval precinct redevelopment was endorsed in December, with construction underway and completion forecast for mid-2027. Design work connecting Devonport Stadium, Devonport Oval and Byard Park was also completed, alongside planning to ensure the precinct supports community sport, major events and effective long-term management.

This investment is about more than delivering new facilities. It will encourage participation, support healthier lifestyles, strengthen local sporting organisations and provide new opportunities for Devonport to host significant events.

Environmental sustainability remained an important priority. Council adopted its updated Environment Strategy in June 2026 and completed baseline analysis of tree canopy cover, urban heat susceptibility and community vulnerability. This work will inform a new Build Nature In Devonport Strategy in 2026/27. Three electric vehicles were added to Council's fleet, bringing the total to eight, while new Waste Transfer Station software will improve efficiency and reporting.

Council also progressed initiatives supporting investment and city activation. The Place Brand Insights Report was completed, a retail pop-up structure was installed in the Rooke Street Mall to provide new opportunities for local businesses, and Council entered into a Memorandum of Understanding for the Parcel A site identified in the adopted Formby Road Master Plan.

These initiatives reflect Council's commitment to strengthening Devonport as a place to live, work, visit and invest. Partnerships with businesses, community organisations and other levels of government continued to help attract investment and create new opportunities for the city.

Our commitment to an inclusive and connected community continued through the review of the Disability and Inclusion Plan and support for developing a new Devonport Youth Strategy. Council also entered into a partnership with National Trust Tasmania, progressed planning for an international touring exhibition in 2027, and advocated strongly for improved transport connections to Devonport Airport.

Our community continued to demonstrate its enthusiasm and generosity through participation in events, programs, consultation and volunteering. I thank everyone who shared their views or contributed their time. This involvement helps Council make informed decisions that reflect the needs and aspirations of the people we serve.

Innovation remained central to improving our services. Council adopted its AI Strategy and supporting documents, establishing a framework for responsible artificial intelligence use. Project OmniPath, Council's website redevelopment, also progressed, together with improvements to project management, employee development and self-service facility bookings.

As this Council term concludes, I sincerely thank my fellow Councillors for their hard work, thoughtful decision-making and contribution throughout both this year and the past four years.

I also thank the Chief Executive Officer and Executive Team for their leadership and support and acknowledge Council staff across the organisation. Their professionalism, expertise and commitment underpin the services and projects delivered for our community every day.

Finally, I thank the people of Devonport for their continued support, participation and pride in our city. The progress achieved throughout this Term has been a collective effort.

I am proud of what has been achieved during 2025/26 and throughout the Council Term. Devonport is well positioned to continue developing as a connected, inclusive, sustainable and confident city.

Cr Alison Jarman
Mayor





CEO'S MESSAGE

The 2025/26 Annual Report outlines Devonport City Council's achievements and progress over the previous 12 months, reporting the organisation's performance against its plans, strategies and adopted budget. It has been a solid year, closing out many of the actions and initiatives in Council's Term Plan 2022–2026, whilst achieving a strong financial result and being recognised as a leader within the sector.

Council continues to focus on its Purpose to "Lead with Ambition for a Thriving Devonport" and, as a result, Devonport's reputation is continuing to grow as an attractive investment and development location. Construction has commenced on the $40 million health facility on the corner of Steele Street and Formby Road, a building which will become a landmark for the entrance to the CBD. The organisation remains aggressive in chasing bold transformation for the City, with a number of steps taken on new initiatives, including the launch of the Formby Road Car Park Master Plan and master planning for commercial development to the west of Market Square Pavilion. Commencing early work on these opportunities now will ensure ongoing construction momentum continues when construction on the existing major projects, such as the Sports Stadium, Port Redevelopment, Stony Rise Supermarket and Mental Health Hub, is completed.

The 2025/26 financial result was a $6.7 million adjusted operating surplus, an improvement of $5.6 million on Council's initial budgeted position. Income exceeded budget by 8.9%, primarily due to additional User Fees, forward payment of Grants and Investment Income. Expenses also exceeded budget in Materials and Services and Depreciation, with this partly offset by Employee Benefits ending the year under budget.

The highlight from a financial perspective was Council's decision to make an additional $5 million loan repayment. Due to the organisation's strong financial position, which far exceeds forecasts made when investing in the early stages of LIVING CITY, it was considered prudent to fast-track the repayment of debt beyond what was originally planned. Council's total debt peaked at $55 million around a decade ago and has now reduced to $37.7 million following the extra repayment. Net worth increased by $60 million to $1.05 billion, predominantly due to new assets and the revaluation of Council-owned stormwater assets.

After three years of extensive planning and preparation, involving design, permits and funding approvals, on-site construction commenced for Devonport's new indoor sports stadium. This will involve an investment of over $60 million involving seven major sporting codes, benefiting an estimated 6,000 local participants each year. An additional $5.8 million in State Government funding was secured early in the year to upsize the Stadium to cater for 3,000 spectators in show court mode, bringing new opportunities for Devonport to host elite state- and national-level competitions.

Council has invested a total of $20.71 million in capital works this financial year, with the largest area of expenditure outside of the Sports Stadium being $5.82 million in the transport asset class, with the renewal and improvement of Council-owned roads, such as Devonport Road, and the development of new shared pathways in Wright Street and River Road in East Devonport. The two outdoor pools at the Splash Aquatic Centre were relined at a cost of $650,000, extending the life of these critical community assets for at least another ten years. A significant expansion of Council's Art Storage Facility was completed to store valuable cultural and historic assets from the Bass Strait Maritime Museum collection.

In November, Council was recognised as a leader within the local government sector, taking out the highly contested LGAT Award for Excellence – Larger Councils for the second time in five years. While attention is often on the new, exciting things that are happening, the essential business-as-usual activities of Council should not be overlooked, and this Annual Report includes details on the many services and activities Council provides day in, day out to the community.

Elected in 2022, the current Councillors outlined their focus and priorities with a 4-year Term Plan, a first for Devonport. With Local Government elections in October 2026, this is the last Annual Report for the Council Term. I would like to express my appreciation to the Mayor and the Councillors for their support during the last four years and congratulate them on the success they have achieved as a united and focused Council striving to deliver the best for Devonport. I'd like to acknowledge the dedicated service of Cr Gerard Enniss and Cr Leigh Murphy who, after 8 years, are not standing again, and wish the remaining Councillors all the best for the upcoming election. I would also like to thank staff for their ongoing commitment and tireless effort and acknowledge their dedication to serving Devonport and its community.

Chasing innovation and improvement is a value at the heart of Devonport City Council, and we look forward to working further with our stakeholders, partners and the community to continue to see Devonport thrive.

Matthew Atkins
Chief Executive Officer

YEAR AT A GLANCE

$20.71M
CAPITAL WORKS COMPLETED
$19.6M in 2024/2025

102
NEW CITIZENS WELCOMED TO DEVONPORT
49 in 2024/2025

9,848
ENTRIES TO THE BASS STRAIT MARITIME MUSEUM
8,526 in 2024/2025

905
BOOKINGS AT THE PARANAPLE CONVENTION CENTRE
878 in 2024/2025

262,766
ENTRIES TO SPLASH AQUATIC & LEISURE CENTRE
259,338 in 2024/2025

Devonport's achievements in tourism, business events and local government were recognised through several awards during 2025/26.

Devonport was named Tasmania's Top Tourism Town for the third consecutive year in 2025 and received silver at Australia's Top Tourism Town Awards. Council also received silver in the Local Government Award for Excellence in Tourism category at the 2025 Tasmanian Tourism Awards, alongside silver recognition for the paranaple Convention Centre in the Business Event Venues category.

Council's performance was further recognised with the LGAT Award for Excellence – Larger Councils, securing the honour for the second time in five years.

These achievements reflect Council's sustained investment in Devonport's transformation, the strength of local partnerships and a shared commitment to creating a vibrant city for residents, visitors and businesses.



DEVONPORT, TAS
SILVER
Australia's Top Tourism Town Awards
2025 WINNER

TASMANIAN TOURISM AWARDS
2025 SILVER
Business Event Venues

TASMANIAN TOURISM AWARDS
2025 SILVER
Local Government Award for Excellence in Tourism





PURPOSE

We lead with ambition for a thriving Devonport.

MISSION

We are committed to excellence in leadership and service.

VALUES

Champion and Respect One Another
We respect and cheer on one another, working together to serve the community.

Dedication to our Customers and Community
We are driven to understand the needs of our customers so we can connect them to the right solutions.

Pioneer Positive Improvement
We chase innovation and improvement, so we can keep getting better.

VISION

Devonport will be a thriving and welcoming regional City, living lightly by river and sea.

Strong, Thriving and Welcoming
Devonport is a regional leader with a strong economy. It is a great place to live, work and play.

Valuing the Past, Caring for the Present, Embracing the Future
We have been shaped by a rich cultural heritage and enthusiastically embrace present challenges and future opportunities.

Engaging With the World
We have an outward focus and send quality products and experiences to the world. We welcome all to share our beautiful City and all it offers.

Living Lightly by River and Sea
We live lightly on our valued natural environment of clean rivers, waterways and beaches, rich agricultural land, and coastal landscapes, so future generations can also enjoy this special place.

THE COUNCIL



Alison Jarman
Mayor
Councillor



Stacey Sheehan
Deputy Mayor
Councillor



Gerard Enniss
Councillor



Peter Hollister
Councillor



Steve Martin OAM
Councillor

COUNCILLOR LEARNING REQUIREMENTS

Unit	Completed	Not Started (NS) / In Progress (IP)
Being a Councillor and Encouraging Nomination (LP1)	Jarman; Enniss; Hollister; Martin; Moore; Murphy; Sheehan; Viney; Wilczynski	
Building Positive Relationships (LP3)	Jarman; Hollister; Martin; Moore; Murphy; Sheehan; Viney; Wilczynski	Enniss (NS)
Climate Ready Councils*	Jarman; Hollister; Moore; Murphy; Viney	Enniss (NS); Martin (NS); Sheehan (NS); Wilczynski (NS)
Continuous Improvement (LP3)	Jarman; Hollister; Moore; Murphy; Sheehan; Viney	Enniss (NS); Martin (NS); Wilczynski (NS)
Cyber Safety Essentials (LP3)	Jarman; Hollister; Moore; Murphy; Sheehan; Viney; Wilczynski	Enniss (NS); Martin (NS)
Essential Knowledge and Skills for Councillors (LP2)	Jarman; Enniss; Hollister; Martin; Moore; Murphy; Sheehan; Viney; Wilczynski	
Ethical Standards (LP3)	Jarman; Hollister; Moore; Murphy; Sheehan; Viney	Enniss (NS); Martin (NS); Wilczynski (NS)
Foundations of Good Governance (LP2)	Jarman; Enniss; Hollister; Martin; Moore; Murphy; Sheehan; Viney; Wilczynski	
Getting Elected as a Councillor (LP1)	Jarman; Enniss; Hollister; Martin; Moore; Murphy; Sheehan; Viney; Wilczynski	
Good Decision-making (LP3)	Jarman; Hollister; Moore; Murphy; Sheehan; Viney; Wilczynski	Enniss (NS); Martin (NS)
Land-use Planning **(LP3)**	Jarman; Hollister; Moore; Murphy; Sheehan; Viney; Wilczynski	Enniss (NS); Martin (NS)
Risk Management (LP3)	Jarman; Hollister; Moore; Murphy; Sheehan; Viney	Enniss (NS); Martin (NS); Wilczynski (NS)
Roles and Responsibilities of Councillors (LP2)	Jarman; Enniss; Hollister; Martin; Moore; Murphy; Sheehan; Viney; Wilczynski	
Strategic Planning, Reporting and Performance Management (LP3)	Jarman; Hollister; Moore; Murphy; Sheehan; Viney	Enniss (NS); Martin (NS)
Understanding Local Government Finances for Councillors (LP3)	Jarman; Hollister; Moore; Murphy; Sheehan; Viney	Enniss (NS); Martin (NS); Wilczynski (NS)
Understanding Your Role (LP3)	Jarman; Hollister; Martin; Moore; Murphy; Sheehan; Viney; Wilczynski	Enniss (NS)

* non-mandatory unit



Alison Moore
Councillor



Leigh Murphy
Councillor



Damien Viney
Councillor



Janene Wilczynski
Councillor

The Devonport City Council is established under the provisions of the *Local Government Act 1993*.

Council is made up of nine elected members who each serve a four-year term, with elections held on an 'all-in-all-out' basis.

The term for the popularly elected Mayor and Deputy Mayor is also four years.

ABOUT COUNCIL

COMMITTEE REPRESENTATION

Local Government	1 July 2025 - 30 June 2026
Local Government Association of Tasmania	Cr Jarman, Cr Sheehan (proxy)
Shareholdings in Corporations	
TasWater	Cr Jarman, Cr Sheehan (proxy)
Membership/Joint Authorities	
Dulverton Regional Waste Management Authority	Cr Jarman, Chief Executive Officer
Cradle Coast Authority Representatives Group	Cr Jarman, Chief Executive Officer
Controlling Authorities and Board Membership	
Tasmanian Arboretum Board of Management	Cr Wilczynski, Cr Enniss (proxy)
Section 23 Committees	
Planning Authority Committee (s23)	Cr Jarman, Cr Sheehan, Cr Enniss, Cr Hollister, Cr Murphy, Cr Viney
Special Interest Groups/Working Groups	
Access & Inclusion Working Group	Cr Jarman, Cr Martin OAM
Bass Strait Maritime Museum Cultural Heritage Advisory Committee	Cr Hollister, Cr Martin, Cr Murphy (proxy), Cr Wilczynski (proxy)
Dame Enid Lyons' Trust Fund	Cr Jarman, Cr Sheehan, Cr Wilczysnki
Devonport Regional Gallery Advisory Committee	Cr Hollister, Cr Moore, Cr Viney
Devonport Volunteering Working Group	Cr Martin OAM, Cr Wilczynski
Maidstone Park Advisory Group	Cr Enniss, Cr Martin OAM, Cr Viney (proxy)
East Devonport Working Group	Cr Jarman, Cr Hollister, Cr Wilczysnki (proxy)
Financial Assistance Working Group	Cr Hollister, Cr Martin OAM, Cr Murphy, Cr Sheehan
CEO's Performance Review Committee	Cr Jarman, Cr Sheehan, Cr Enniss, Cr Hollister, Cr Murphy, Cr Wilczysnki
External Committees	
Cement Australia Community Liaison Committee	Cr Hollister
Mersey-Leven Emergency Management Committee	Cr Jarman, Cr Sheehan (proxy)
Statutory Council Committees	
Audit Panel	Cr Hollister, Cr Murphy

Allowances and Expenses	Mayor - $	Deputy Mayor - $	Councillors - $	Total - $
Councillor Allowances	99,215	50,502	198,422	**348,139**
Vehicles	11,879	0	0	**11,879**
Other Expenses	17,406	4,528	27,557	**49,491**
Total	**128,500**	**55,030**	**225,979**	**409,509**

SUMMARY OF DECISIONS BY COUNCIL

	No. of meetings	Open session items	Closed session items	Total	% Items dealt in closed session
Council*	13	147	24	171	14
Planning Authority Committee	4	6	-	6	-
TOTAL	**17**	**153**	**24**	**177**	**14**

* Includes Annual General Meeting.

In addition to the number of items listed in Closed Session, there were also 23 Requests for Leave of Abscence. Figures do not include confirmation of previous minutes, confidential attachments or moving in or out of Open and Closed Sessions.

WHAT WE DO: OUR ROLE

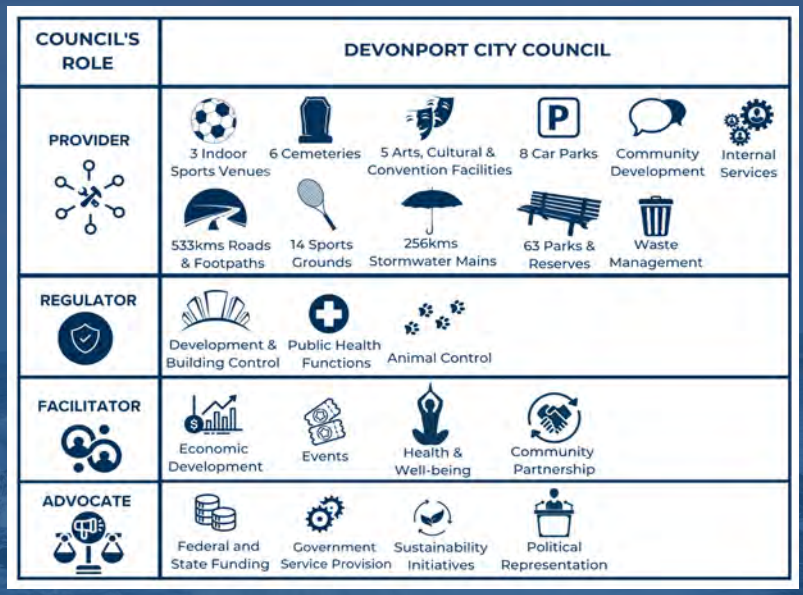

MEETING ATTENDANCE

	Council Meeting (including 2025 AGM)	Planning Authority		Workshops
	Member	Member	Non Member	Member
Cr Jarman, Mayor	13	3	-	14
Cr Sheehan, Deputy Mayor	12	3	-	12
Cr Enniss	10	4	-	13
Cr Hollister	12	4	-	14
Cr Martin OAM	11	-	1	12
Cr Moore	11	-	2	11
Cr Murphy	11	4	-	11
Cr Viney	11	2	-	12
Cr Wilczynski	11	-	3	14

INTEGRATED PLANNING FRAMEWORK

	Vision, Strategy & Plans	Resource Allocation, Management & Budgets	Performance Monitoring & Accountability
Long Term	• Devonport Strategic Plan 2009 - 2030 • Specific Reference Strategies & Plans	• Long Term Financial Plan • Asset Management Plans • 10 year Capex Program • Reference Strategy Action Plans	• Community Feedback • Long Term Impact Outcomes
4 Year	• Council Term Plan	• Rates Policy • Workforce Development Plan • Reference Strategy Action Plan	• Mid Term Status Report • End of Term Report • Community Feedback • LG Performance Measures
1 Year	• Annual Plan • Service Levels	• Annual Budget • Annual Plan Actions • Annual Capex Program	• Financial Audit • Monthly Progress Report • Annual Report







ORGANISATIONAL STRUCTURE



CEO

MATTHEW ATKINS

- Councillor Support
- External Representation
- Strategic Planning
- Emergency Management
- Governance
- Communications



DEPUTY CEO

JEFFREY GRIFFITH

INFRASTRUCTURE
- Engineering
- Technical Support
- Asset Management

WORKS
- Civil
- Parks and Reserves
- Building Maintenance
- Plant Maintenance
- Waste Management

CORPORATE SERVICES
- Records
- Information Technology
- Business Systems

FINANCE

CONVENTION AND ARTS
- paranaple arts centre
- paranaple Convention Centre
- Bass Strait Maritime Museum
- Home Hill
- Visitor/Tourist Services



EXECUTIVE MANAGER

MATTHEW SKIRVING

ECONOMIC DEVELOPMENT
- LIVING CITY
- Property Management

TOURISM

EXTERNAL RELATIONS



EXECUTIVE MANAGER

KYLIE LUNSON

DEVELOPMENT SERVICES
- Environmental Health
- Statutory Planning
- Building and Plumbing

REGULATORY
- Risk
- Animal Control
- Compliance
- Workplace Health and Safety

HUMAN RESOURCES

CUSTOMER SERVICES

PARKING

COMMUNITY SERVICES
- Events
- Environmental Sustainability
- Community Development
- Volunteers
- Financial Assistance
- Sport and Recreation

WORKFORCE PROFILE

AS AT 30 JUNE 2026

Category	Full-time	Part-time	Casual
Male	88	10	10
Female	38	29	17
Total	**126**	**39**	**27**
Chief Executive Officer (CEO)	1	0	0
Deputy CEO	1	0	0
Executive Managers	2	0	0
Administrative/Technical	57	17	11
Operations/Works	54	8	0
Facilities/Satellite Sites	11	14	16
Number of staff	192 (157.51 FTE)		
% of female staff	43.75%		
% of male staff	56.25%		
Staff turnover rate	15.42%		

	2025/26	2024/25	2023/24
Absenteeism (sick leave, average number of days lost)	11.88 days	9.62 days	11.71 days
Lost Time Injury Frequency Rate (LTIFR)	23.72	24.89	41.90
Medical Treatment Injury Frequency Rate (MTIFR)	7.91	12.44	4.19

WORKERS COMPENSATION AS AT 30 JUNE 2026

Policy year ending 30 June	Number of workers compensation claims lodged with Council's insurer	Current open claims	Gross value incurred by the insurer $
30/06/2026	7 claims	2	83,861.81
30/06/2025	10 claims	0	79,338.51
30/06/2024	13 claims	0	136,587.42
30/06/2023	8 claims	1	214,607.93
30/06/2022	7 claims	0	114,359.42
30/06/2021	7 claims	0	26,494.39

Senior Officer remuneration

Council is required to report on the total annual remuneration paid to employees who hold senior positions. For the purpose of this disclosure, all staff appointed to the Executive Leadership Team are included as Senior Officers. Details relating to Senior Officer remuneration are outlined in the Financial Report at note 10.1 (ii).

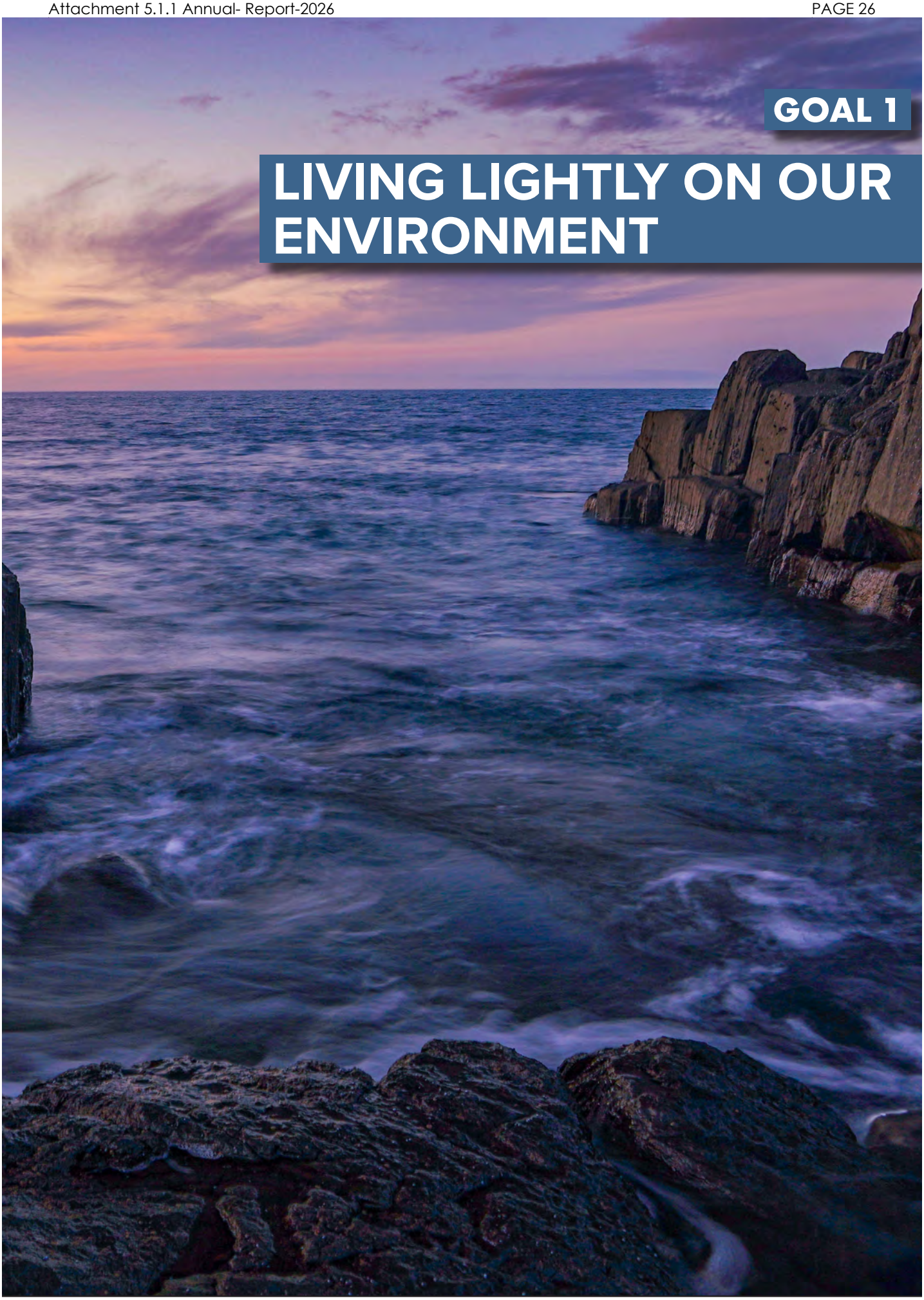
GOAL 1
LIVING LIGHTLY ON OUR ENVIRONMENT

HIGHLIGHTS

ENVIRONMENT AND SUSTAINABILITY

During 2025/26, Devonport City Council made significant progress in advancing environmental sustainability through strategic planning, emissions reduction initiatives and investment in sustainable infrastructure. A key milestone was the re-adoption of Council's Environment Strategy 2025-2030, which establishes a long-term framework for climate action, biodiversity protection, clean energy transition and environmental stewardship across the municipality. The Strategy sets a clear direction for reducing emissions, improving energy efficiency and strengthening the resilience of our natural environment. Council also made a commitment to developing a Build Nature In Strategy during the next financial year.

Council also continued delivering initiatives to reduce emissions from its own operations. Three additional electric vehicles were introduced into the fleet during the year as part of Council's transition towards a lower-emissions vehicle fleet. This work supports the objectives of Council's Zero Emissions Fleet program and broader commitment to reducing organisational greenhouse gas emissions.

Supporting this transition, Council invested in renewable energy and electrification infrastructure, including electric vehicle charging facilities and solar energy projects. Work also progressed on establishing improved carbon accounting and emissions monitoring capabilities, providing Council with a stronger evidence base for future emissions reduction initiatives and public reporting.

A major environmental initiative undertaken during the year was the continued development of the Build Nature In Strategy. This work has included baseline mapping and analysis of tree canopy cover, urban heat susceptibility and community vulnerability across Devonport's peri-urban areas. The project will help guide future investment in urban greening, biodiversity enhancement and climate adaptation measures, contributing to a healthier, cooler and more resilient city.

Council also continued implementing initiatives to protect and enhance biodiversity through environmental management programs, habitat protection, weed and invasive species management, reserve rehabilitation and support for sustainable transport outcomes. Investment in walking and cycling infrastructure, environmental planning and climate resilience initiatives further contributed to Council's goal of creating a more sustainable and liveable community.



148,524
LITRES DIESEL CONSUMED
148,223 in 2024/2025

5,854
LITRES UNLEADED PETROL CONSUMED
11,641 in 2024/2025

11,539
TONNES WASTE TAKEN TO LANDFILL
10,724 in 2024/2025



GOAL 1 ANNUAL PLAN ACTION SUMMARY

Action	Outcome	Status
Develop a Weed Management Strategy and Action Plan.	Weed Management actions were included in the Environment Strategy update that was adopted by Council in June.	✓
Review and update Kelcey Tier Master Plan.	Internal review of existing Master Plan is underway. Action will be completed in 26/27.	→
Develop and Adopt a Build Nature In Strategy.	Baseline mapping and analysis of tree canopy cover, heat susceptibility and community vulnerability within Devonport's peri-urban boundary has been completed. An independent literature review and community engagement undertaken in June 2026 to inform Strategy development. Finalisation and adoption of the Strategy is an Annual Plan action for 26/27.	→
Increase the number of Zero Emission Fleet Vehicles (EV).	Three budgeted EVs have been added to the fleet bringing the total number of vehicles to 8.	✓
Educate and embed Resource Recovery at Waste Transfer Station.	Education on resource recovery has progressed well this year. The Waste Transfer Station has completed the implementation of a new software solution that will improve operational efficiency at the gate, as well as ongoing reporting.	✓
With Dulverton Waste Management, review feasibility of extending FOGO collection service to commercial properties.	The review by Dulverton was completed and the assessment found the cost was too high for implementation at this time. Council endorsed a report in October noting these details and continuing to explore alternative options for commercial FOGO diversion.	✓

LEGEND Completed ✓ In progress → Ongoing → Deferred →

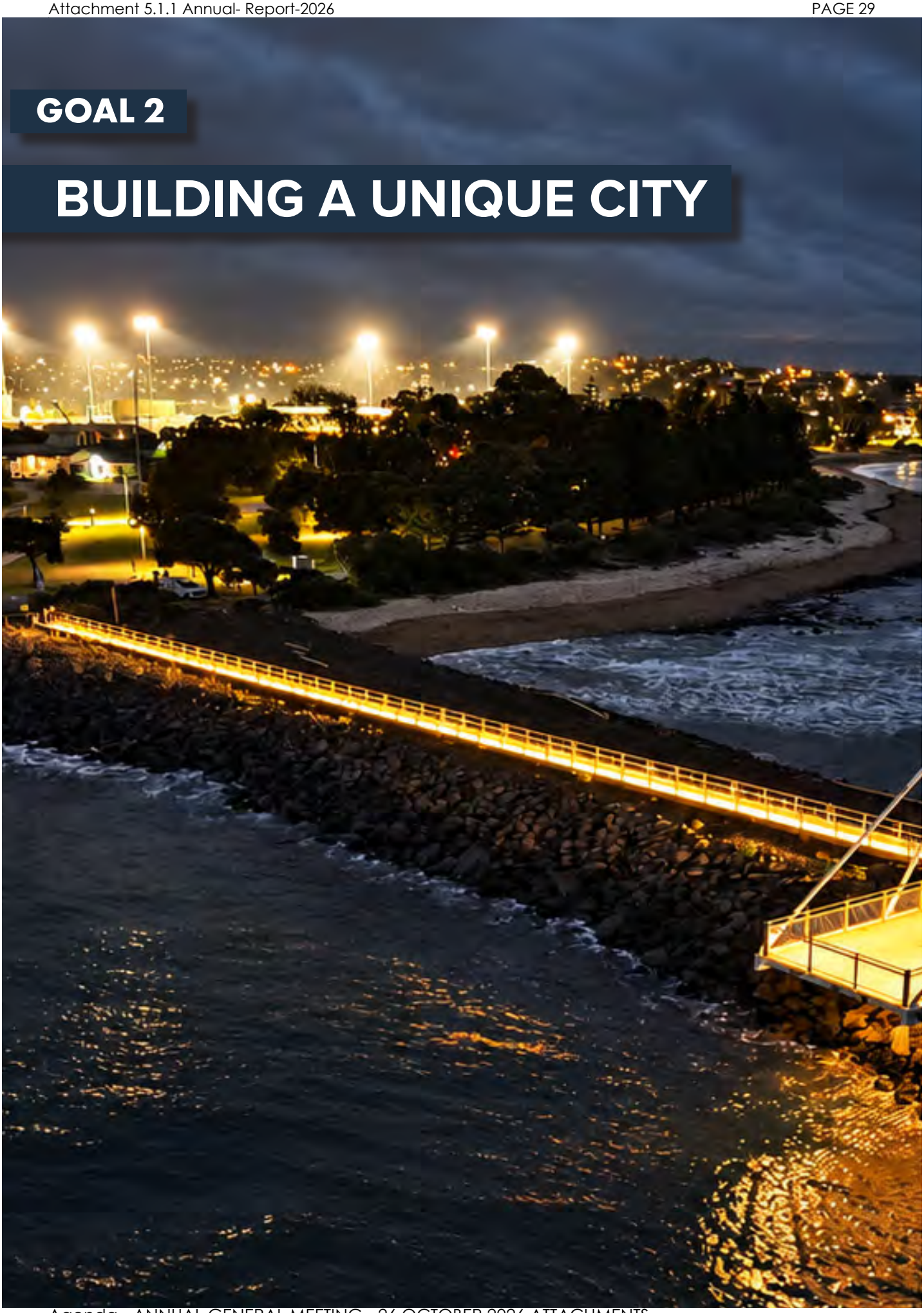

GOAL 2

BUILDING A UNIQUE CITY

REGULATORY SERVICES

39
BUILDING PERMITS ISSUED
53 in 2024/25

219
BUILDING CERTIFICATES OF LIKELY COMPLIANCE RECEIVED
167 in 2024/2025

48
PLUMBING PERMITS ISSUED
81 in 2024/2025

115
PLUMBING CERTIFICATES OF LIKELY COMPLIANCE ISSUED
113 in 2024/2025

607
PROPERTY CERTIFICATES ISSUED
496 in 2024/2025

Regulatory functions such as development and planning assessment, permit authority services, animal control, compliance and environmental health functions continue to be a core part of the services Council provides to the community.

Development and investment in Devonport continues to grow, with Council receiving 202 planning applications in the 2025/26 financial year, with a value of almost $104 million. Although the total value is less than last year, the amount of planning application approvals has increased. These figures demonstrate investors' ongoing confidence in Devonport.

Significant development applications have included:

- Steele Street Medical Centre and car park
- Loaves & Fishes - Food services, storage and signage
- Meercroft redevelopment
- John Street units
- Brooke Street units
- Gadsby Street Bulky Goods Sales
- Discovery Parks redevelopment

An overview of environmental health services is provided on page 52.

$103.7M
ESTIMATED VALUE OF DEVELOPMENT APPROVALS
$181.3M in 2024/2025

202
DEVELOPMENT APPLICATIONS APPROVED
167 in 2024/2025

LIVING CITY HIGHLIGHTS

A DECADE OF VISION, DELIVERING IN REAL TIME

LIVING CITY continued to reshape Devonport throughout 2025/26, with the Master Plan now visibly driving private investment, new community services and a strengthening visitor economy. More than a decade on from its adoption, LIVING CITY has delivered over $270 million in combined public and private investment and remains the engine room of Devonport's transformation.





FENTON WAY TAKES SHAPE

The Fenton Way Precinct — Stage 3 of LIVING CITY — reached a genuine milestone this year with construction of the new four-level Indie School development completed, alongside the new southern forecourt and the western extension of the Market Square precinct. The multi-million dollar investment provides two levels of teaching space plus statewide administrative function and is the largest project Indie Education has delivered anywhere in Australia.

Momentum has carried straight into the next stage, with construction now commenced on the neighbouring Giant Devonport mixed-use, multi-level development. Enabling works also progressed, including design for the new roundabout at the Oldaker and Fenton Street intersection and the reinstatement of two-way traffic and renewed streetscape along Fenton Street, supported by $6 million in Australian Government funding. Planning for the remaining precinct sites is well advanced, enabling further mixed-use investment opportunities in the years ahead.

FORMBY ROAD PRECINCT PLAN UNLOCKS THE HEART OF THE CBD

In February 2026, Council publicly released its plan for the Formby Road precinct, creating two strategic development opportunities in the heart of the CBD — the area between the Rooke Street Mall and Formby Road. The plan supports new commercial and multi-level residential development opportunities and multi-level public car parking, reshaping a vehicle-dominated area into a vibrant, people-focused precinct while retaining public parking. The response has been outstanding, with Council currently engaging with project proponents on the first stage of works, with the ambition to deliver a new flagship commercial development for the City.



A NEW GATEWAY AND NEW SERVICES AT STEELE STREET

The new Mental Health Hub at 6-10 Steele Street progressed strongly, with demolition completed, and construction planning in place for the development to progress during 2027. Acquired by Council in 2013 for precisely this purpose, the site sits at a pivotal entry point to the CBD, and the striking new building will make a powerful first impression for everyone arriving in our City. More importantly, it will deliver much-needed mental health services to Devonport and the wider region, representing more than $40 million in capital investment and supporting an estimated 210 direct local jobs and significant new daily activity in the southern CBD.


OTEL

CAPITAL WORKS PROGRAM



TRANSPORT INFRASTRUCTURE UPGRADES INCLUDED:

- **State Vehicle Entry** - a $3 million federally funded project for improving the first impression of Tasmania for visitors arriving via the Spirit of Tasmania terminal in East Devonport. The project involved streetscape and beautification works, shared pathway upgrades, extensive landscaping and tree planting, intersection and road realignments.
- **Coastal Pathway Ambleside** - completed the final missing section of the North West Coastal Pathway link between Devonport and Latrobe along River Road, Ambleside. The project addressed a 600-metre section where cyclists and pedestrians were previously required to use either a narrow footpath or the on-road parking lane, creating safety concerns.
- **Wright Street Shared Path Extension** - was a State funded active transport project that completed a key missing shared pathway link along Wright Street in East Devonport, connecting the recently completed State Vehicle Entry Project works with the broader Shared User Path network between John Street and Norton Way.
- **Parking Infrastructure Upgrades** - the City parking infrastructure was upgraded to modernise Devonport's parking management systems through upgraded technology, improved user experience and more efficient parking operations. The "SmartPark Transformation" program included licence plate recognition (LPR) technology, cloud-based management systems, upgraded parking meters, and integration with parking payment applications.

BUILDINGS AND FACILITIES UPGRADES INCLUDED:

- **Arts Storage Facility Expansion** - Council's purpose-built arts storage facility on Lawrence Drive, adjacent to the Works Depot, was expanded to provide additional secure storage for the Bass Strait Maritime Museum collection of cultural and historical assets. The project ensures that valuable collection items are appropriately housed, protected and preserved for the future.
- **Devonport Oval Webster Stand Roof Replacement** - renewal of the deteriorated roof cladding and remedial works to the structural elements on the historic Eric Webster Stand at Devonport Oval. The project addressed the failure of the existing roofing materials and corrosion of supporting steel components, reducing the risk of structural failure in a grandstand regularly used during major sporting and community events.
- **Devonport Oval Cycle Track Surface Renewal** - the cycle track surface was nearing the end of its service life with substantial cracking throughout, and the previous full resurfacing completed in 2008. The new surface will maintain rider safety, usability, and performance standards for training and competitive cycling events.
- **Council Facility Renewable Energy Projects** - focused on reducing Council's energy costs and carbon emissions through the installation of renewable energy infrastructure across Council facilities. The project aligns with Council's environmental objectives and supports the transition to lower-carbon operations, involving the installation of additional Electric Vehicle Charging Stations in the Market Square Carpark and new solar panels to the Arts Storage Facility.
- **Aikenhead Point Walkway Lighting Renewal** - the light poles were significantly corroded and reached the end of their serviceable life, with the project involving removing the overhead lighting on the poles and replacing with under handrail LED lighting which illuminated the walkway effectively - improving safety, reducing maintenance challenges, and meeting ship navigational compliance requirements when entering the Mersey River.
- **Aquatic Centre Relining of Outdoor Pools** - the project addressed the deteriorating condition of the fibreglass reinforced plastic (FRP) pool liners for the outdoor pools, which were beyond their useful life and experiencing increasing failures, leakage, and repair costs.
- **Devonport Soccer Ground Extension** - the main soccer playing field was lengthened in accordance with FIFA standards to enhance opportunities for supporting higher-level competition and the future development of soccer in the region.

DEVONPORT SPORTS STADIUM

The 2025/26 year saw the Devonport Stadium project move decisively from planning into delivery, with the site transforming from major earthworks and foundations into a clearly recognisable building superstructure. Early works — including site demolition, civil infrastructure, stormwater and sewer services and footings — were largely completed, and by mid-year precast concrete panels, structural steel, suspended slabs and the administration building were all well advanced giving the community its first real sense of the facility's scale and final footprint.

The Stadium represents one of the largest stand-alone investments in community infrastructure ever undertaken by Devonport City Council — a multi-generational investment in sport, recreation and event infrastructure. Total project funding of approximately $61.1 million has been committed, comprising $22 million from the Australian Government through the Priority Community Infrastructure Program, $30.8 million from the Tasmanian Government, $8.25 million from Council and a Cricket Australia ACIF grant.

At its heart, this project is about growing community participation. The complex will deliver a three-court indoor hall, primarily supporting community-level sporting rosters and competition, a second three-court hall incorporating a central show court and with seating for more than 3,000 spectators, five outdoor netball courts, multi-club social and administration facilities, indoor and outdoor high-performance cricket training facilities, and associated carparking and landscaping. For netball, all-weather indoor courts will end the seasonal disruption of wet-weather cancellations; for basketball, additional court capacity will meet sustained growth in participation. The same facility will also host elite-level competition, high-performance programs and major events, cementing Devonport's role as the leading sport and events hub on the North-West Coast. Several State Sporting Organisations and high-performance coaching representatives visited the site during the year and expressed strong enthusiasm for the events, programs and participation outcomes the completed facility will unlock.

None of this would be possible without genuine collaboration. Operational planning with all stakeholder clubs continued throughout the year, alongside work on the future governance and operating model and commercial tenancy discussions to inform bespoke fit-out requirements.

The partnership between Council, our sporting clubs, consultants, the contractor and funding partners has been the defining strength of this project and will be the foundation of its success for generations to come.



261 KM

ROADS

263KM in 2024/2025
*Public road classification anomalies were corrected during the year.

300KM

FOOTPATHS/PATHS AND WALKWAYS

298KM in 2024/2025

DIGITAL TRANSFORMATION



During 2025/26, Council continued to deliver its Digital Transformation Strategy through the modernisation of core business systems, increased automation, improved customer service capabilities and the implementation of contemporary technology platforms. These initiatives focused on improving service delivery, enhancing efficiency and creating a more connected and data-driven organisation.

A significant focus during the year was the continued enhancement of Council's TechnologyOne environment. Council progressed the implementation of TechnologyOne's Property and Rating solution upgrades, including improved integration and management of animal registrations, debtors and infringements. Work also commenced on the rollout of the TechnologyOne Property and Land Management (PLM) solution, providing a modern platform to support planning, property and regulatory functions, while reducing reliance on manual processes.

Council continued to expand its use of the Microsoft Power Platform, including Power Automate, Power Apps and Power BI, to digitise business processes, automate workflows and improve organisational reporting. The ongoing transition from paper-based and manual processes to electronic forms and automated workflows has improved efficiency, reduced processing times and enabled staff to focus on higher-value activities.

During the year, Council also adopted its Artificial Intelligence Strategy and associated governance framework, establishing a clear roadmap for the responsible, ethical and transparent use of AI across the organisation. The Strategy provides guidance on governance, risk management, workforce capability, community benefit and innovation, ensuring that emerging technologies are implemented in a controlled and accountable manner. This work positions Council as a leader in the practical adoption of artificial intelligence within the local government sector while maintaining a strong focus on transparency, trust and community outcomes.

The year also saw continued investment in Microsoft 365, cloud technologies and digital collaboration tools, including Microsoft Copilot Artificial Intelligence, strengthening workforce capability and supporting modern ways of working across the organisation. These investments improved information sharing, enhanced productivity and enabled staff to collaborate more effectively across teams and locations.

In the operational space, Council partnered with Pivot to implement digital improvements at the Waste Transfer Station, supporting the broader transformation of waste and resource recovery services. The initiative introduced modern technology to improve customer transactions, operational visibility and service management, while creating a foundation for future innovation across Council's waste operations.

Collectively, these initiatives have improved customer service, enhanced operational efficiency, strengthened digital capability and positioned Devonport City Council to continue delivering modern, responsive and sustainable services for the community.

ASSET MANAGEMENT

REVALUATION OF STORMWATER ASSETS

Council undertook a scheduled revaluation of infrastructure assets which are valued in accordance with *AASB 116: Property, Plant and Equipment* and *AASB 113: Fair Value Measurement.*

Current replacement costs are calculated (except for land and buildings) using current construction costs, or detailed estimations provided by qualified and experienced staff. As part of the revaluation, asset useful lives are reviewed and amended as required.

Summary – Stormwater Assets	Pre-valuation $M	Post-valuation $M	Variance amount $M	Variance %
Asset Cost	198.31	192.71	(5.60)	(2.9)
Accumulated Depreciation	91.60	58.80	(32.80)	(55.78)
Written Down Value	106.71	133.91	27.20	25.49

STRATEGY UPDATES

The following Council strategies were adopted during the past financial year:

- **Environment Strategy 2025-2030 (adopted 28 July 2025 - updated 22 June 2026)**
- **First Nations Engagement Plan (adopted 28 July 2025)**
- **Financial Management Strategy (adopted 23 February 2026)**
- **Artificial Intelligence Strategy 2026-2030 (adopted 25 May 2026)**
- **Devonport Walking & Riding Strategy 2026-2031 (adopted 22 June 2026)**
- **Volunteering Sustainability Strategy - extended until 2028 (23 March 2026)**



GOAL 2 ANNUAL PLAN ACTION SUMMARY

Action	Outcome	Status
Contribute and participate in the development of a new regional land use strategy.	Council Officers participated in the Working Group coordinated by the Cradle Coast Authority to support the development of an updated Regional Land Use Strategy. A final version of the CCRLUS was completed in June 2026 and provided to the Planning Minister.	✓
Promote Higher Density Housing to developers.	A dedicated page was added to Council's website and promoted by staff to developers.	✓
Support the implementation of the Greater Devonport Residential Growth Strategy.	The annual review of residential Land Supply Register has been completed and updated. Council Officers continue to engage with State Government departments and the new Planning Minister in relation to rezoning opportunities within the region. Council Officers are also reviewing opportunities to support the objectives of the Strategy in preparation for the five-year review of the Devonport Local Provisions Schedule.	✓
Undertake the 5-yearly review of the Local Provisions Schedule (LPS).	At its meeting in April 2026, Council resolved to seek consent from the Planning Minister to hold-over the review period until after the Cradle Coast Regional Land Use Strategy is completed.	✓
Progress the development and rollout of a new Place Brand for Devonport.	The final Place Brand Insights Report was presented to Council in May.	✓
Undertake Building Compliance Assessments on selected Council buildings to inform future capital expenditure requirements.	The building condition and compliance audit has been completed for some facilities and the remaining facilities scheduled to be completed early in the 2026/27 FY.	→
Update Pedestrian & Bike Riding Strategy to ensure alignment with the new State Strategy.	Strategy adopted by Council in June 2026.	✓
Facilitate and support where possible the Government led redevelopment of the East Devonport port redevelopment, including participation in the Traffic Impact Working Group.	Council staff have provided support to the State Government and TT-Line to assist in the redevelopment of the East Devonport Port and the arrival of the new Spirits. This has included input into traffic planning, participation in progress audit interviews, stormwater and other public infrastructure coordination and office relocation advice.	✓
Implement Smart Locks on Council Public Toilet Infrastructure.	The Smart Lock trial at Pioneer Park was technically successful. The process of gaining entry was quick and reliable. Unfortunately, the smart locks did not prevent vandals from using their own phone number to gain access to the toilets and vandalise them. Therefore, Council will not progress the inclusion of smart locks on the remaining public toilets.	✓
Review and update the Disability Inclusion Plan.	Disability and Inclusion Plan reviewed and will be tabled for adoption by Council in July.	✓
Implement the adopted activation actions for the Rooke Street Mall.	Installation of the pop-up structure was completed during June 2026. Scheduling of the first utilisation by local Devonport retailers is intended to occur during September 2026.	→
Design the Fenton Way Precinct public infrastructure and market the remaining development site.	Design development for the public open space areas within the precincts complete, with construction of the western portion of the site area also completed.	✓
Plan and progress to market new investment and development opportunities within the Devonport CBD, on strategic land holdings owned by Council.	Council Officers presented a report outlining development opportunities at the Closed Council meeting in September. Council has entered into a formal Memorandum of Understanding for the Parcel A site outlined in the adopted Masterplan.	✓

LEGEND Completed ✓ In progress → Ongoing → Deferred →



GOAL 3

GROWING A VIBRANT ECONOMY



MUSIC BY THE WATERFRONT

Music by the Waterfront returned to Haines Waterfront Park on Saturday, 5 July 2025, attracting more than 5,000 people and exceeding the previous year's attendance. Iconic Australian band TAXIRIDE headlined the free event, supported by Silver Lining, the Clinton Hutton Band and VIXXIN.

The family-friendly evening delivered quality live entertainment in a welcoming waterfront setting, with food and beverage vendors adding to the atmosphere. Feedback from attendees, performers, vendors and staff was overwhelmingly positive, reflecting the community's growing enthusiasm for the event and its contribution to Devonport's vibrant events calandar.



SPRING FLING

Devonport Spring Fling returned to Haines Waterfront Park on Sunday, 12 October 2025, attracting around 4,000 people despite challenging weather. The family-friendly event featured Bluey and Bingo, train and show rides, face painting, giant lawn games and roaming entertainment. Local musicians Zac Weeks, Dylan Boys Trio, The Opportunists, Richard Steele Trio and Zindzi & the Zillionaires provided live entertainment throughout the day, while food vendors, market stalls and community groups added to the vibrant atmosphere. Strong attendance and overwhelmingly positive feedback reinforced Spring Fling's place as a popular celebration of community, local talent and family fun.

HARMONY DAY

Market Square Pavillion was transformed into a vibrant celebration of culture for Harmony Day on Sunday, 22 March 2026, attracting approximately 600 people. The free community event featured performances representing cultures from around the world, including Ireland, Bolivia, Sri Lanka, Iran, Greece, Africa, the Philippines, Indonesia, China, Colombia, Thailand and Peru. Multicultural games, activities and international food further added to the celebration. The event was delivered through a strong partnership between Devonport City Council and Welcome Cultural Services, whose connections with Devonport's multicultural communities helped create an inclusive and engaging celebration of diversity, belonging and connection.



EXPO OF EVERYTHING

The third annual Expo of Everything was held at the paranaple convention centre on Saturday, 20 September 2025, attracting more than 500 attendees. The event featured 46 stalls showcasing local community groups, sporting clubs, services and businesses offering opportunities for people to connect, participate and learn.The Expo continued to provide a valuable platform for community organisations to promote their activities and attract new members. Feedback from attendees and stallholders was highly positive, with participants reporting new memberships, increased engagement and valuable networking opportunities.

50+ RATEPAYERS LUNCHEON

Devonport City Council celebrated National Seniors Week with its annual 50+ Years Ratepayers Luncheon at the paranaple convention centre in October 2025. Now in its tenth year, the event welcomed 88 residents who had been Devonport ratepayers for more than 50 years. Guests enjoyed a two-course meal and entertainment from local performer Nazareth Mitchell, with Councillors and members of Council's Executive Leadership Team joining attendees to share stories and celebrate their longstanding connection to the City. The luncheon continues to provide a meaningful opportunity to recognise senior residents and their contribution to Devonport's growth, character and community.

DEVONPORT JAZZ

The 2025 Devonport Jazz festival was held from 24–27 July, delivering 28 events across 20 venues in and around Devonport. The diverse program ranged from intimate performances at Home Hill to big band events at the Devonport Country Club and Devonport RSL. International act Swing'It from Norway joined interstate performers Hugh Sheridan and Band, GrooVe Congress and Paul Williamson, alongside a strong Tasmanian line-up.

Community participation remained a key feature, with 11 groups performing at Gospel Song and extensive involvement in Jazz MAD and Musos in the Mall. The accessible program included 10 free events and 11 events priced under $25, providing a wide range of opportunities for the community to experience live jazz.

DIAMONDS OF DEVONPORT

Devonport City Council celebrated International Women's Day 2026 by welcoming 36 new Diamonds of Devonport, recognising women for their achievements and contributions to the community. Mayor Alison Jarman officiated the event at the paranaple convention centre, with 2026 Ambassador Sylvia Sayers sharing reflections from more than 30 years of community contribution and leadership.

The 110 guests also enjoyed a musical performance by local artist Megan Burton. Since its inception in 2012, the Diamonds of Devonport program has recognised 426 women, continuing to celebrate the significant role women play in shaping Devonport's community.

CHRISTMAS & NEW YEAR'S EVE CELEBRATIONS

NEW YEAR'S EVE

Around 9,000 people welcomed 2026 at Eve in the City at Aikenhead Point, with the waterfront providing the setting for a relaxed, family-friendly New Year's Eve celebration.

Free and low-cost entertainment included a silent disco, laser tag, VR games, an escape room, show rides, lawn games, face painting, henna and glitter tattoos.

Live performances by Allusion to Plans, Tell the Others, Hump Entertainment and Beautiful Day – The U2 Experience kept crowds entertained throughout the evening.

Free bus loops supported accessibility, while the two SeaRoad-sponsored fireworks displays at 9.30pm and midnight provided spectacular highlights to conclude Devonport's festive season.

THE SPIRIT OF CHRISTMAS

The Spirit of Christmas brought festive activity to Devonport throughout December, beginning with the Great Gingerbread House Hunt. Twenty-nine locally made gingerbread houses were displayed in participating CBD businesses, encouraging residents and visitors to explore the City, vote for their favourites and support local retailers. Santa's Street Spectacular brought the Christmas Parade, Street Party and Christmas Carols together for a full evening of celebrations.

The parade featured 46 floats, followed by free activities, entertainment, food and a Santa photo booth before Soroptimist International's Christmas Carols at Haines Park. Festive Friday added further activity to Rooke Street Mall, with roaming characters, crafts, face painting, glitter tattoos, gifts and a festive photo booth helping create a lively and welcoming Christmas atmosphere in the CBD.

Together, these activities provided opportunities for people of all ages to connect, celebrate and enjoy the festive season. The program also supported local businesses by attracting people into the CBD and encouraging them to shop, dine and explore. Strong community participation across the month reflected Devonport's festive spirit and helped deliver a memorable Christmas experience for residents and visitors.





GOAL 3 ANNUAL PLAN ACTION SUMMARY

Action	Outcome	Status
Develop a paranaple Conference Spaces Business Plan.	paranaple Convention Centre 2030 Business Plan adopted by Council at June 2026 meeting.	✓
Review & update the Devonport Retail Study (2023).	An updated Retail & Activity Centre Hierarchy was presented to the Council Workshop in May 2026.	✓
Plan content, delivery, and funding model for a Major Touring Exhibition event to be held in the paranaple centre precinct.	Council officers have commenced detailed planning with the preferred exhibition provider to deliver the international touring exhibition event in 2027. Funding support for the event has been secured from the State Government.	✓
Renew the Home Hill Partnership Agreement between Council and the National Trust.	Council has endorsed a new partnership agreement with National Trust Tasmania, and agreed to participate in the joint working group devised to develop the property as a significant cultural asset of Devonport.	✓
Engage with State Government and tourism bodies for public transport solutions and services from the airport.	Council has been a strong advocate for transport solutions, to and from the airport. This has included advocacy during State election campaign, exploration of a change to nearby public bus route, meetings with taxi operators and hosting a roundtable with relevant stakeholders to identify solutions. As a result of Council's advocacy, a number of actions are currently being implemented to improve the situation.	✓
Implement new parking infrastructure including public education.	All new parking infrastructure has been installed. Website updated and supporting education ongoing.	✓

LEGEND Completed ✓ In progress → Ongoing → Deferred →



GOAL 4

BUILDING QUALITY OF LIFE



LIVING WELL DEVONPORT

During 2025/26, Council continued to expand the Living Well program, delivering seasonal programs in Spring 2025, Summer 2026 and Winter 2026. The program provided free and accessible activities supporting physical activity, mental wellbeing, learning and social connection, delivered in partnership with local clubs, community organisations and service providers.

Community participation continued to grow throughout the year. The Summer 2026 program commenced with 16 activities and more than 200 registrations, while overall Living Well registrations reached approximately 250 by May and exceeded 300 in June 2026. Feedback from service providers highlighted the program's contribution to helping participants remain active, develop confidence, learn new skills and build social connections.

The program's continued growth was supported by a new partnership with St Lukes. This additional support enabled Council to broaden program delivery and, for Winter 2026, introduced a promotional pathway for local organisations delivering complementary health and wellbeing activities.

SPORTING GROUNDS MASTER PLANNING

During 2025/26, Council progressed master planning for the East Devonport Recreation Centre and Girdlestone Park Precinct, and Maidstone Park in Spreyton. The plans will guide the long-term development of these important community precincts, with a focus on strengthening opportunities for sport, recreation and community use, improving facilities and making better use of existing spaces.

Initial community consultation was undertaken through public surveys, targeted questionnaires and direct engagement with precinct clubs, user groups and other stakeholders. Council met with sporting clubs, the Maidstone Park Advisory Group, State sporting organisations and government and community stakeholders to better understand current use, facility challenges, participation trends and future priorities.

AUSTRALIA DAY AWARD RECIPIENTS

The 2026 Australia Day Awards and Citizenship Ceremony was held on 23 January 2026 at the paranaple convention centre, providing an opportunity to showcase the wonderful work of our valued community members. The ceremony celebrated those who make a positive difference in Devonport and welcomed our newest Australian citizens, recognising their place in our community. The 2026 award recipients were:

Citizen of the Year – Peter Viney
Young Citizen of the Year – Maybelle Ralph
Community Event of the Year – Devonport Parkrun



SPORT4ALL INCLUSION COACH

During 2025/26, Council partnered with Get Skilled Access to introduce the Sport4All program in Devonport. The federally funded program aims to build the capability of local sporting clubs and schools to become more accessible and inclusive for people with disability. Council worked with Get Skilled Access throughout the recruitment process, with the successful Inclusion Coach commencing in May 2026.

The Inclusion Coach began connecting with local sporting clubs and schools to introduce the program and support their inclusion journey. Through Sport4All's check-in, learning and action-planning process, participating organisations are supported to review their current practices, build their understanding of inclusion and identify practical actions to create more welcoming sporting environments and increase participation opportunities for people of all abilities.



ANZAC DAY

The Devonport community gathered at the Devonport Cenotaph on Saturday, 25 April 2026, to commemorate ANZAC Day and honour the service and sacrifice of Australian and New Zealand servicemen and women.

Delivered by Devonport City Council in conjunction with the Devonport RSL Sub Branch, commemorations included the 6am Dawn Service, a community march and the 11am Commemorative Service. Traditional elements including wreath laying, hymns, the Last Post and a minute's silence were complemented by contributions from community leaders and youth representatives. Local groups including the Devonport Navy Cadets, Reece High School, City of Devonport Brass Band and Right On Cue supported the commemorations.



VOLUNTEERS' BREAKFAST

Devonport City Council hosted its annual Volunteers' Breakfast at Market Square Pavilion on Thursday, 4 December 2025, welcoming 90 volunteers from across the community. Councillors and Council staff prepared and served breakfast, providing an opportunity to personally thank volunteers for the time, skills and commitment they contribute to Devonport.

Each attendee received a thank you mug, kindly supported by St Lukes. The breakfast was warmly received and continues to be a valued annual event recognising the important role volunteers play in supporting Devonport's community.



22
EXHIBITIONS HELD AT THE DEVONPORT REGIONAL GALLERY
27 in 2024/2025

53,776
VISITORS TO THE PARANAPLE ARTS CENTRE
57,195 in 2024/2025

111
EVENTS HELD AT THE TOWN HALL THEATRE
113 in 2024/2025

PARANAPLE ARTS CENTRE & CONVENTION CENTRE

DEVONPORT REGIONAL GALLERY

In 2025/26, the Devonport Regional Gallery delivered a diverse and engaging exhibition program that reinforced its position as a leading regional gallery and cultural destination. The program featured guest-curated exhibitions including *Jackie (JH) Robinson: mining field reporter and Queer Coast*, and in-house curated, Unreality, with works from the permanent collection and *In-Spirit* featuring six Tasmanian artists. The Gallery also hosted three nationally touring exhibitions: *How Soon is Now?*, *Brothers Gruchy* and *Clay on Country*.

The Gallery continued its strong commitment to supporting Tasmanian artists through *The Little Gallery Emerging Artist Program*, an exhibition by local Aboriginal artist Cheryl Rose, and the 2025 and 2026 Commission Exhibitions by Amanda Davis and Edith Perrenot. Collaborative partnerships remained an important focus, with collection loans contributing to exhibitions at both QVMAG and the Bass Strait Maritime Museum.

A significant achievement during the year was the successful joint funding application by Devonport Regional Gallery and the Bass Strait Maritime Museum through Arts Tasmania's Cultural Heritage Organisation multi-year funding program, securing four years of support for staffing and programming. The Gallery also expanded its permanent collection with the acquisition of works by Anne Clifton, Neil Haddon, Georgia Lucy, Kerry Martin and Amanda Davies, further strengthening Devonport's cultural legacy for future generations.

TOWN HALL THEATRE

In 2025/26, the Town Hall Theatre continued to strengthen its reputation as a vibrant cultural hub for Devonport and the North West, delivering a diverse program of 111 performances across community, commercial and presenter-led events. Community participation remained at the heart of the Theatre's success, with 61 community performances showcasing local talent and creativity through productions such as Sunshine on Leith (Devonport Choral Society), Legally Blonde (St Brendan-Shaw College), The Wizard of Oz (Caroline Small School of Dance), Slice of Saturday Night (Cradle Coast Theatre) and Uni-Revue 2026 (Old Nick Company).

The Theatre also welcomed a strong line-up of touring productions, including major acts such as The Grandparents Club, The Australian Bee Gees Show, Anh Do and Shake Rattle n Roll. The Presenter Season offered audiences a rich mix of theatre, comedy, music and family entertainment, featuring productions including 1984, The Melbourne International Comedy Festival, Nimble and Things I Know to be True. Children's programming remained an important focus, with highlights including Beanstalk and The Box Show – Junkyard Beats.

The Town Hall Theatre continues to play a vital role in the cultural life of Devonport and the North West, providing opportunities for local artists, performers and community groups while attracting high-quality touring productions to the region. Through a diverse and accessible program, the theatre remains committed to fostering creativity, enriching community connection and delivering memorable performing arts experiences for audiences of all ages.





PARANAPLE CONVENTION CENTRE

In 2025/26, the paranaple Convention Centre continued to strengthen its position as one of Tasmania's leading regional event venues, recording 905 events, a 3.1% increase on the previous year, and welcoming 31,772 attendees, up 6.3% from 2024/25. These results reflect the Centre's growing reputation as a destination for business events, conferences, exhibitions, and community gatherings.

The year featured a diverse mix of local, state and national events, delivering significant economic and social benefits for Devonport and the wider region. Highlights included the TMEC Annual Conference, Zonta District 23 Biennial Conference, Australasian Society for Historical Archaeology Conference, World Guernsey Conference, Single Employer Model Conference, Tasmanian Energy and Development Conference, and the West by North-West Regional Tourism Conference. Community-focused events such as the NAIDOC Ball, JackJumpers Community Session, DCCI Women in Business Summit, YFCC Inspiring Youth Awards, and Cancer Council Tasmania Daffodil Gala Dinner, further reinforced the Centre's role as a key gathering place for the region.

As the venue moves forward under the newly adopted Convention Centre 2030 Business Plan, the Centre will continue to build on this momentum by attracting new business events, strengthening its role as a community gathering place, and enhancing its contribution to tourism and economic development across the North West region. Through innovation, collaboration and exceptional event delivery, the Centre remains committed to showcasing Devonport as a vibrant destination for business, culture and community.

BASS STRAIT MARITIME MUSEUM

The Bass Strait Maritime Museum strengthened community engagement and expanded its educational and cultural offerings throughout 2025/26, welcoming 9,848 visitors, an increase of 8% on the previous year. A significant milestone was the introduction of free entry for Devonport residents, improving access to the Museum's collections and programs.

A key focus during the year was enhancing opportunities for children and families. New curriculum-linked educational activities for students from Kindergarten to Year 6 were developed and made available both onsite and online, while the popular Lego® displays and Pirate Hunt continued to attract young visitors.

The Museum also introduced the new exhibition Pop the Top, which opened in May and has been well received by visitors. Planning is underway for a series of new exhibitions that will refresh gallery spaces and showcase more of the Museum's collection.

Significant progress was made in collection management, including the implementation of improved digital systems to enhance record-keeping and accessibility. Council also completed a purpose-built collection storage facility, providing contemporary preservation standards and ensuring the long-term protection of the Museum's important maritime and local history collections. These initiatives position the Museum strongly for future collection care, research and public engagement.



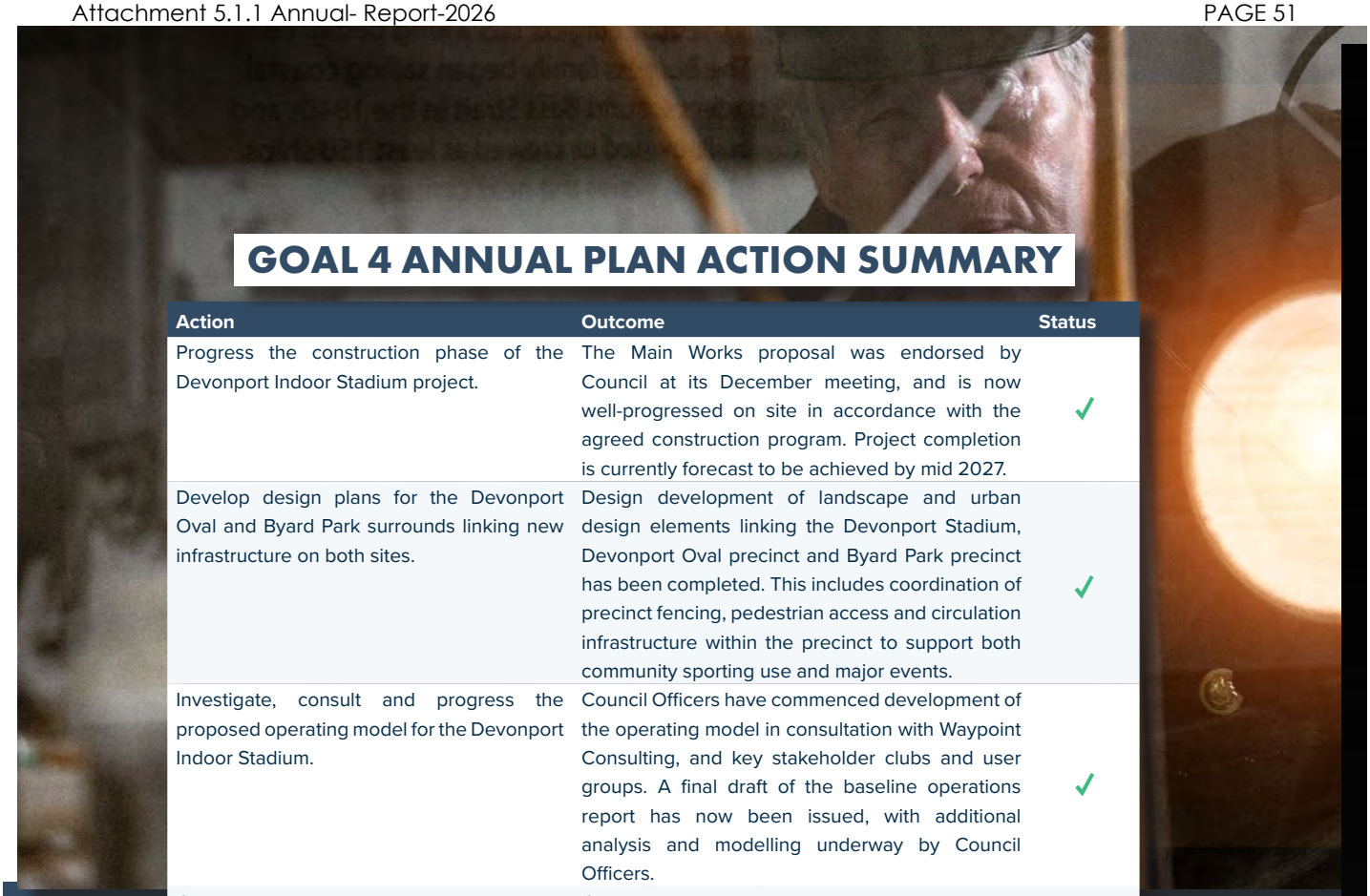

GOAL 4 ANNUAL PLAN ACTION SUMMARY

Action	Outcome	Status
Progress the construction phase of the Devonport Indoor Stadium project.	The Main Works proposal was endorsed by Council at its December meeting, and is now well-progressed on site in accordance with the agreed construction program. Project completion is currently forecast to be achieved by mid 2027.	✓
Develop design plans for the Devonport Oval and Byard Park surrounds linking new infrastructure on both sites.	Design development of landscape and urban design elements linking the Devonport Stadium, Devonport Oval precinct and Byard Park precinct has been completed. This includes coordination of precinct fencing, pedestrian access and circulation infrastructure within the precinct to support both community sporting use and major events.	✓
Investigate, consult and progress the proposed operating model for the Devonport Indoor Stadium.	Council Officers have commenced development of the operating model in consultation with Waypoint Consulting, and key stakeholder clubs and user groups. A final draft of the baseline operations report has now been issued, with additional analysis and modelling underway by Council Officers.	✓
Commence consultation and master planning of the East Devonport Recreation & Function Centre/Girdlestone Park and Maidstone Recreation Precincts.	Community Engagement has been undertaken. Master Planning will be undertaken in 2026/27.	→
Develop new content for sound and light show.	Presentation of information by the two shortlisted designers was presented to Council in June. A report seeking endorsement of the preferred design will be presented to the July Council Meeting.	✓
Review and update the Live & Learn Strategy	Council determined at its March meeting that no further action be taken in regard to the Live and Learn Strategy, with initiatives that support learning to be delivered as part of the Living Well Strategy. The Strategy was subsequently reviewed and re-adopted by Council in July 2026, following a notice of motion recommending review and re-adoption of the Strategy.	✓
Progress discussions with TasTAFE regarding an expansion of their prescence in the Devonport CBD.	The first phase of briefing requirements for the education spaces, and schematic design for the overall development have been completed. Following feedback and minor revisions, further consultation with key stakeholder was progressed during November 2025, with summary information presented to TasTAFE Executive for consideration.	✓
Support and facilitate the commencement of the new Devonport Mental Health Clinic.	Council has been working closely with the developer and the Department of Health and on-site construction work is now underway.	✓
Review and update the Volunteering Sustainability Strategy.	Review identified that the Strategy is still valid. Due to COVID and staffing changes, not all actions have been completed. At the March Council meeting, Council endorsed extending the existing Strategy until 2028.	✓

LEGEND Completed ✓ In progress → Ongoing → Deferred →

GOAL 5

PRACTICING EXCELLENCE IN GOVERNANCE

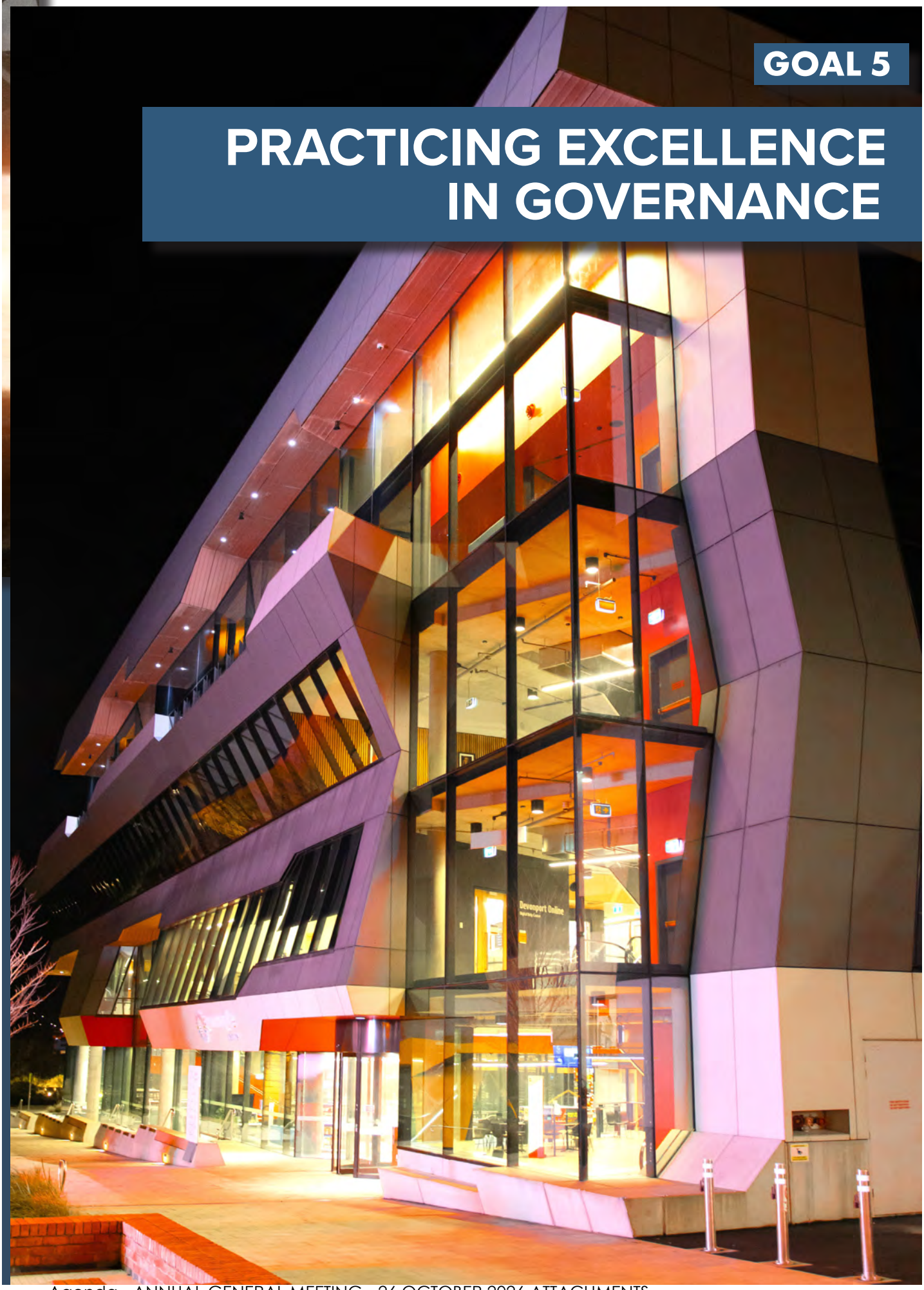

GOOD GOVERNANCE CHECKLIST

GOOD GOVERNANCE ELEMENT	HOW DOES COUNCIL ACHIEVE THE GOOD GOVERNANCE ELEMENTS?
ACCOUNTABLE	• Council Policies • Public Interest Disclosures • Integrity Commission Training and Awareness • Audit Panel • Community Consultation • Working Groups & Advisory Comittees • Declarations of Interest • Related Party Disclosures • Workshops • Active Disclosures • Delegations Register • Legislative Compliance Register • Gifts and Donations Register • Reporting Compliance • Planning Compliance • Budget and Estimates • Meeting Procedures • Common Law • Strategic Plan • Reports, Policies and Annual Plan Actions Linked to Strategic Plan • Long-term Plans and Strategies • Annual Plan • Annual Report • Term Plan • KPIs (Financial and Non-financial) • Regular Review of Policies and Strategies • Public Questions/Notices • Surveys • Expressions of Interest • Public Question Time • Feedback Opportunities • Petitions • Continuous Improvement and Lean Activities • Induction and Targeted Ongoing Training and Development Opportunities (Councillor and Employee)
TRANSPARENT	
LAW-ABIDING	
RESPONSIVE	
EQUITABLE	
PARTICIPATORY AND INCLUSIVE	
EFFECTIVE AND EFFICIENT	
CONSENSUS ORIENTED	

3,306
DOGS REGISTERED
3,553 in 2024/2025

29,376
PARKING INFRINGEMENTS ISSUED
29,319 in 2024/2025

RELATED/SUPPORTIVE RESOURCES FOR ADDRESSING GOVERNANCE ELEMENTS

LEGISLATIVE FRAMEWORK
(includes but not limited to):

- *Building Act 2016*
- *Burial and Cremation Act 2019*
- *Dog Control Act 2000*
- *Environmental Management and Pollution Control Act 1994*
- *Food Act 2003*
- *Land Use Planning and Approvals Act 1993*
- *Local Government Act 1993*
- *Local Government (General) Regulations 2025*
- *Local Government (Meeting Procedures) Regulations 2025*
- *Public Health Act 1997*
- *Public Interest Disclosures Act 2002*
- *Right to Information Act 2009*
- *Roads and Jetties Act 1935*
- *Tasmanian Civil & Administrative Tribunal Act 2020*
- *Vehicle and Traffic Act 1999*

INTERNAL DOCUMENTS
(includes but not limited to):

- Community Engagement Policy
- Election Caretaker Period Policy
- Enforcement Policy
- Fraud and Corruption Control Policy
- Gifts & Donations Policy
- Governance Policy
- Information Disclosure and Right to Information Policy
- Personal Information Protection Policy
- Public Question Time Policy
- Rates and Charges Policy
- Related Party Disclosure Policy
- Whistleblower Policy
- Annual Plan
- Annual Report
- Asset Management Strategy
- Code of Conduct (Councillor and Employee)
- Code for Tenders and Contracts
- Council By-Laws
- Financial Management Strategy
- Long Term Asset Management Plans (Transport; Stormwater)
- Long Term Financial Management Plan
- Risk Management Framework
- Strategic Plan 2009-2030
- Term Plan 2022-2026
- Digital Recording Policy
- Chief Executive Officer Title Policy
- Community Engagement Strategy 2024 - 2028
- Business Continuity Plan
- Public Safety Camera System Policy

FINANCIAL PERFORMANCE

FINANCIAL SUMMARY

A summary of key elements of Council's finances are outlined below.

Full details on Council's financial performance can be found in the Annual Financial Statements which are provided as an appendix to this Annual Report.

The Annual Financial Statements meet the requirements of the *Local Government Act 1993* and relevant Australian Accounting Standards and have been audited by Audit Tasmania.

With the inclusion of all items, Council achieved a total comprehensive result of $21.87 million for the year ending 30 June 2026.

The result from ordinary activities was more favourable than budget, with a surplus result of $6.7 million against a budget surplus position of $1.2 million.

Council received 50% of its 2025/26 Financial Assistance Grant in June 2025, with the remaining 50% paid together with the 80% prepayment of the 2026/27 grant in June 2026, resulting in approximately $1.6 million of the above budget surplus being due to the timing of grant receipts.

The net worth of Council assets increased by $60 million to $1.05 billion.

FINANCIAL RESULTS	2025/26 ACTUAL $'000	2025/26 BUDGET $'000	2024/25 ACTUAL $'000
Total income	61,220	54,873	54,058
Total expenses	54,510	53,666	51,130
Net operating result	6,710	1,207	2,928
Comprehensive result	21,694	25,564	12,318
Total assets	1,115,203	1,023,882	1,062,051
Total liabilities	67,644	56,618	74,267
Net assets	1,047,559	967,264	987,784
Cash balance	51,399	39,817	47,763

INCOME

Council's total operating income for 2025/26 was $61.2 million, $6.3 million more than budget, due to an increase in rates and service charges, fees and charges, operating grants and other income and investment revenue.

Income source	2025/26 Actual $'000	2025/26 Budget $'000	2024/25 Actual $'000	% of Total Operating Income
Rates and service charges	37,878	37,805	36,025	61.9%
Fees and charges	9,804	8,911	9,063	16.0%
Operating grants	4,985	3,407	2,527	8.1%
Contributions	207	49	179	0.3%
Investments revenue*	6,886	3,601	4,779	11.2%
Other income	1,460	1,100	1,485	2.4%

*includes share of profit of associates.

EXPENSES

Council's total operating expenditure for 2025/26 was $54.5 million, or 1.57% higher than budget. Due to building depreciation not fully allowed for, depreciation expenses exceeded budget, however this was partly offset with savings in employee benefits resulting in a relatively minor variance to overall expenses of $844k (1.57%).

$60.18M

SPENT ON MATERIALS, CONTRACTS AND WAGES

$56.4M in 2024/2025

Expenses	2025/26 Actual $'000	2025/26 Budget $'000	2024/25 Actual $'000	% of Total Operating Expenses
Employee benefits	17,331	17,911	15,880	31.8%
Materials and services	22,133	21,558	20,964	40.6%
Depreciation	12,079	11,256	11,515	22.2%
Financial costs	1,454	1,429	1,391	2.7%
Other expenses	1,513	1,512	1,380	2.8%

CAPITAL EXPENDITURE

Council delivered $20.7 million in capital expenditure during 2025/26, with the majority spent on roads and facilities.

	$'000
Open space and recreation	1,811
Facilities	10,804
Stormwater	240
Roads	5,825
Plant and fleet*	1,418
Equipment/other	544
LIVING City	74

Expenditure amounts as per WIP Acquisitions see note 6.1

*Does not include trade in.

$27.91 M

TOTAL GENERAL RATE REVENUE RECEIVED

$26.67M in 2024/2025

13,379

NUMBER OF RATEABLE PROPERTIES

13,278 in 2024/2025

$1,582

AVERAGE GENERAL RESIDENTIAL RATE

$1,528 in 2024/2025

KEY FINANCIAL INDICATORS

The table below provides a selection of the key financial indicators for the year. Further analysis and other financial indicators are included in Note 10.4 of the Financial Statements.

Indicator	Council Target	2026 Actual	2025 Actual
Financial operating performance			
Underlying surplus ratio	0% or greater	6.94%	4.85%
Liquidity position			
Current ratio	1:1 or greater	1.95:1	0.94:1
Cash reserves $'000	9,000	51,399	47,764
Net financial liabilities $'000		(12,713)	(22,879)
Net financial liabilities ratio	0% to (50%)	(21.69%)	(43.44%)
Net interest cost	below 7%	(1.10%)	0.00%
Asset management performance			
Asset consumption ratio – roads	40-60%	58.72%	58.82%
Asset sustainability ratio	100%	103.66%	96.52%

PERFORMANCE MEASURES

		Target	Result
GOVERNANCE	Council decisions made during closed session of Council meetings.	<10%	14%
	Councillor attendance at Council meetings.	>90%	87%
REGULATORY SERVICES	Average time for discretionary planning applications (maximum # days).	42 days	42 days
	Average time for permitted planning applications (maximum # days).	28 days	26 days
	Planning applications decided within required timeframe (% decided).	100%	100%
	Animal complaints actioned within five days.	100%	100%
	Food complaints actioned within five days.	100%	100%
	Food safety assessments undertaken in accordance with the *Tasmanian Food Business Risk Classification System*.	100%	75%
ASSET MANAGEMENT	Capital works projects/expenditure completed.	70%	40%*
	Work requests completed for the year (internal and external).	95%	98%
WASTE COLLECTION	Domestic resource recovery rate.	40%	52%
CEMETERY MANAGEMENT	Number of available plots/interment sites available (excluding reservations).	500	472
TURNOVER	Resignations and terminations as a % of average staff numbers.	<10%	15.42%
WORK HEALTH AND SAFETY	Lost time injury frequency rate.	0	23.72

*The total Capital Budget of $63M for 2025/26 year included $45M of budgeted Multi-Year Projects, with the remaining $18M representing the budgeted Annual Projects. Over the 12 month period Council spent/ completed $9M of work on the Annual Projects, which represents 50% completion of the Total Annual Capital Program.

$55M
OPERATIONAL EXPENDITURE
$51M in 2024/2025

$61M
OPERATIONAL REVENUE RECEIVED
$54M in 2024/2025

171
ITEMS CONSIDERED BY COUNCIL
187 in 2024/2025

LEGISLATIVE REQUIREMENTS

CODE OF CONDUCT COMPLAINTS

In accordance with section 72 (1) (ba) of the *Local Government Act 1993*, there were no code of conduct complaints received, and none upheld either wholly or in part during the preceding financial year.

PUBLIC INTEREST DISCLOSURE STATEMENT

Council is committed to the aims and objectives of the *Public Interest Disclosures Act 2002*. Council also recognises the value of transparency and accountability in its administrative and management practices and supports the making of disclosures that reveal corrupt conduct, involving substantial mismanagement of public resources, or conduct involving substantial risk to public health and safety of the environment. In accordance with the *Public Interest Disclosures Act 2002*, Council provides information pertaining to the Act on Council's website – www.devonport.tas.gov.au/Council/

The number and types of disclosures made to the relevant public body during the year and the number of disclosures determined to be a public interest disclosure	0
The number of disclosures determined by the relevant public body to be public interest disclosures that it investigated during the year	0
The number and types of disclosed matters referred to the public body during the year by the Ombudsman to investigate	0
The number and types of disclosed matters referred during the year by the public body to the Ombudsman to investigate	0
The number and types of investigations of dislosed matters taken over by the Ombudsman from the public body during the year	0
The number and types of disclosed matters that the relevant public body has declined to investigate during the year	0
The number and type of disclosed matters that were substantiated upon investigation and the action taken on completion of the investigation	0
Any recommendations made by the Ombudsman that relate to the relevant public body	0

COMPLAINTS IN ACCORDANCE WITH CUSTOMER SERVICE CHARTER

During 2025/26 there were a total of 0 formal complaints made in accordance with Council's Customer Service Charter or Complaint Handling Policy.

LAND DONATIONS

In accordance with section 72 (1)(da) of the *Local Government Act 1993* , there was no land donated by Council in accordance with section 177 of the Act in 2025/26.

JOINT AUTHORITIES

Section 30 (1) *Local Government Act 1993* - Devonport City Council participates in two joint authorities - the Cradle Coast Authority and Dulverton Regional Waste Management Authority.

ENTERPRISE POWERS

Council did not undertake any activities pursuant to section 21 of the *Local Government Act 1993*.

CONTRACTS AND TENDERS

For the purposes of section 72(1)(e) of the *Local Government Act 1993* and Regulation 30 of the *Local Government (General) Regulations 2025*, a council is to report in its annual report in relation to any contract for the supply or provision of goods or services valued at or exceeding $250,000 (excluding GST) that is entered into, or extended under Regulation 24 (5)(b) in the financial year to which the annual report relates:

Contract number	Contractor/supplier	Description of contract	Contract or supply period (plus options)	$ Value exc GST
CT0368	Orikan Australia Pty Ltd Level 6 30 Convention Centre Place South Wharf VIC 3006	SmartPark Transformation Project	July 2025 – Dec 2025	378,812
CBO136	Buildrite Construction & Project Management P/L PO Box 346 Ulverstone TAS 7315	Wash Bay Upgrade	Jul 2025 – Jun 2026	247,875
CT1359	Lazaro P/L Level 6, Reserve Bank Building, 111 Macquarie Street, Hobart TAS 7000	Cleaning Service	Jul 2025 – Jul 2029 (plus 3 x 1 year options)	580,000 p.a*
MFID81	Dulverton Waste Management 1/17 Fenton Way Devonport TAS 7310	FOGO & Recycling	Jul 2025 – Sep 2031	1,500,000*
CPO258	Degree C Pty Ltd 2 Fairair Court Ulverstone TAS 7315	Aikenhead Point Lighting Renewal	Aug 2025 – Jun 2026	133,668
CB0129	Fairbrother Pty Ltd 12 Stony Rise Road Devonport TAS 7310	Devonport Stadium Construction	Oct 2025 – Mar 2027	53,081,390
CB0133	Oliver Kelly Group 134 Don Road Devonport TAS 7310	Art Facility Expansion	Oct 2025 – Jun 2026	499,892
CBO154	GMRI Investments Pty Ltd trading as GLB Constructions PO Box 164 Westbury TAS 7303	Websters Stand Roof Replacement	Feb 2026 – May 2026	214,583
CB0107	Walters Contracting Pty Ltd 11 East Goderick St Deloraine TAS 7304	Stewart Street Streetscape Redevelopment	Mar 2026 – Nov 2026	956,982
Contract 1356	Veolia Environmental Services 95 Kennedy Drive Cambridge TAS 7170	Domestic Waste Collection	Jun 2024 – Jun 2028 (plus 1 x 1 option)	451,477*
CT0394	Treloar Civil & Quarries Pty Ltd 26 Claude Rd Sheffield TAS 7306	Kelcey Tier Road & Mersey Main Road Traffic Signals	Sep 2026 – Feb 2027	1,461,899
CT0376	Fairbrother Pty Ltd 12 Stony Rise Road Devonport TAS 7310	Fenton Way Landscaping Works	Sep 2026 – Dec 2026	725,918
CF0044	Garwood Mercedes Pty Ltd 3-4 Hexham Pl Wetherill Park NSW 2164	Rear Loader Garbage Truck Replacement	Nov 2025 – Aug 2026	445,678
CT0374	Walters Contracting Pty Ltd 11 East Goderick St Deloraine TAS 7304	Wright St Path – John to Norton Way	Dec 2025 – Jun 2026	742,527
CT0396	Gradco Pty Ltd 79-81 St Leonards Road St Leonards TAS 7250	Devonport Road Renewal	Dec 2025 – Apr 2026	187,353
CB0160	VOS Construction & Joinery 9 Zara Court Stony Rise Devonport TAS 7310	Depot Upgrade Facilities	Jul 2026 – Jun 2027	1,181,426



For the purposes of section 72(1)(e) of the Act and Regulation 30 of the *Local Government (General) Regulations 2025*, a council is to report the following in its annual report in relation to any contract, for the supply or provision of goods and services valued at or exceeding $100,000 (excluding GST) but less than $250,000 that is entered into or extended in the financial year to which the annual report relates:

Contract number	Contractor/supplier	Description of contract	Contract or supply period (plus options)	$ Value exc GST
Contract 1352	Steeds Weed Solutions (Tas) 63 Surrey St Devonport TAS 7310	Weed Control	Jul 2025 – Jun 2027 (Plus 1+1 year options)	144,000*
Contract 1353	Cutting Edge Road Maintenance 1070 Pine Road Penguin TAS 7316	Roadside Mowing	Jul 2025 – Jun 2027 (Plus 1 x 1-year options)	65,000*
Contract 1345	Southern Cross Protection Pty Ltd 102 York Street Devonport TAS 7310	Security Patrol	Jul 2025 – Jun 2027	158,874*
Contract 1361	Veolia Environmental Services (Australia) Pty Ltd 95 Kennedy Drive Cambridge TAS 7170	Waste Transfer Contract	Jul 2025 – Nov 2029	225,000*
000059	A1 Tree Specialists 372 Mersey Main Road Tarleton TAS 7310	Tree Removal Service	May 2026 – Apr 2029 (Plus 2 x 1 year options)	200,000*
MFID1589172	Dulverton Waste Management 1/17 Fenton Way Devonport TAS 7310	Green Waste Mulch and Transport	Dec 2022 – Dec 2031 (5 years Plus 2 x 2)	200,000*
CPO262	Blacktac Pty Ltd 448 Westbury Road Prospect TAS 7250	Devonport Oval Track Resurface & Linemarking	Feb 2026 – Apr 2026	103,690*

*estimated value.

In accordance with Regulation 28 (a) and 28 (i) of the *Local Government (General) Regulations 2025* the following tenders were awarded with the non-application of the public tender process:

Contract number	Contractor/supplier	Description of contract	Contract or supply period (plus options)	$ Value exc GST
CP0261	Penguin Composites 808 South Road Penguin TAS 7316	Aquatic Centre Reline Outdoor Pools	Jul 2025 – Sep 2025	637,507



PUBLIC HEALTH STATEMENT

Section 72(1)(ab) of the *Local Government Act 1993* requires that Council provide a statement of its goals and objectives in relation to public health activities in the Annual Report.

Staff resources throughout 2025/26:

- Three part-time Environmental Health Officers;
- Two part-time Administration Officers.

School Immunisation Clinics were administered by Council staff and casual Immunisation Nurses.

Functions of the Environmental Health Department include:

- Food Safety
- Disease prevention and control
- Public health education and promotion
- Assessment of public events
- Public health risk activities
- Immunisations
- Exhumations
- On-site waste disposal systems
- Water carters and private suppliers
- Cooling towers and warm water systems
- Recreational and bathing water quality
- Public health nuisances
- Air, water and soil pollution
- Public health emergency management
- By-law compliance
- Environmental complaints
- Promotion and education of the new mandatory food hygiene training requirements for food premises

Summary of 2025/26 Outcomes
Administered school-based immunisation program in conjunction with the Department of Health.
Food premises and other licence applications were determined with high-quality and responsive processes.
Inspections, licensing and registration of relevant businesses and temporary food stalls were undertaken and education programs for food handlers were promoted.
Monitoring of water quality in recreational water was conducted and concerns were investigated.
Sharps disposal containers were provided in Council's public amenities and the community sharps disposal unit was supported.
Complaints relating to environmental and public health issues were responded to in a timely manner.
Public education of health and environmental matters was supported where appropriate.
Public Health advice was promoted through Council's communication channels.







COMMUNITY GRANTS

COMMUNITY PARTNERSHIPS AND AGREEMENTS

Organisations	Description	Amount $
Devonport Brass Band	3 year Agreement ending 30 June 2028	10,000
Devonport Community House	3 year Agreement ending 30 June 2028	18,000
Devonport Men's Shed	3 year Agreement ending 30 June 2028	8,000
Devonport Motor Show	3 year Agreement ending February 2028 (Please note this agreement has ceased as the Rotary Club of Devonport North hosted their final Motor Show in March 2026).	2,500 +1,000 in-kind
Soroptomists - Carols by Candlelight	3 year Agreement ending 30 June 2028	8,000
National Trust of Australia – Home Hill operations	3 year Agreement ending 30 August 2027	28,000
RANT Arts	5 year Agreement – November 2026 – rental subsidy in line with agreement for provision of delivery of arts and cultural services to the community at 45-47 Stewart Street, Devonport	Partnership Agreement/ Arts and Cultural services/in-kind funding
Tasmanian Arboretum	3 year Agreement ending 30 June 2028	20,000
Julie Burgess Inc	5 year Agreement ending 30 January 2027	40,000
Youth Family and Community Connections	5 year Agreement ending 30 June 2028 – Subsidised rent for property at 62 and 64 Stewart Street for the delivery of service to support young people and families; marketing and promotion; and assistance in funding applications	Partnership Agreement/ Arts and Cultural services/in-kind funding
Migrant Resource Centre	2 year agreement ending 30 December 2025	20,000
City of Devonport Eisteddfod	3 year Agreement ending 30 June 2026	10,000
Devonport Chamber of Commerce	3 year agreement ending 30 June 2027	35,875 +3,835 in-kind
East Devonport Neighbourhood House	Christmas in the East ending 30 June 2026	2,500
Toast for Kids Charity (Readers Cup)	3 year agreement ending 30 June 2028	1,394

COMMUNITY DONATIONS

Organisations	Description	Amount $
Devonport Hockey Club	Prizes and Trophies	250
Devonport High School	Year 7 Award for Excellence	75
Devonport Lapidary Club Inc.	Venue/Equipment	250
Miandetta Primary School	Grade 6 Awards	75
Young Essence PTY LTD T/A The Christmas Party Tasmania	Free Tickets	250
Country Womens Assoc.	Jars for Donations	250
Spreyton Primary School	Grade 6 Awards	75
Nixon Street Primary School	Grade 6 Awards	75
Devonport Primary School	End of Year Assembly	75
Our Lady of Lourdes Catholic School	Grade 6 Prize	75
Hillcrest Primary School	End of Year Prizes	75
Reece High School	Year 10 Awards	75
East Devonport Primary School	Leadership Award	75

MAJOR GRANTS

Organisations	Description	Amount $
Devonport Gymnastics Club Incorporated	Ultimate Trampoline Purchase	13,636
Realm of Gaming Inc.	Opening Realm of Gaming Devonport	7,500
Mersey Valley Pony Club	Mersey Valley Pony Club - Show Jumps	6,055
Devonport City Soccer Club Inc	Soccer Goals	7,389
Devonport Junior Soccer Association Inc.	Portable Soccer Goals	6,036
East Devonport Football Club Inc.	Public Address / Ground Safety System	7,500

EVENT SPONSORSHIP FUND

Organisations	Description	Amount $
Supercars Australia (V8 Supercars Australia)	Supercars Devonport Superfest Activation	10,000
Festival of Voices	Speed dating with Composers	2,500

MINOR GRANTS

Organisations	Description	Amount $
Devonport Pickleball Club	Devonport Pickleball Grand Slam	5,000
Devonport Tenpin Bowling Association	Foul Light Upgrade	4,836
TANA (Trauma Awareness Network Australia)	Seen Together Project — Connecting kids, parents, grandparents	1,000
The Allstars Gymnasts	New Signage	909
Devonport Surf Life Saving Club	Transportable Lifesaving Equipment Racking	3,492
Just Cats Tasmania Inc	Expanding Feline Capacity: Portable Infrastructure for Devonport Community	3,000
Devonport Little Athletics	Relocation of Little Athletics Shot Put Site	9,790
Devonport Community Landcare	Devonport Revegetation Project	4,585
Tasmanian Art Teachers Association	Faces From Our Town-celebrating difference through portraits and stories	5,000
Mersey Mountain Bike Club Inc.	MMBC Equipment Request	1,310
East Devonport Bowls Sporting and Community Club	Dining room refurbishment - Replacing chairs and Tub chairs	4,572
The West Devonport Hockey Club	High School Hockey 5's Competition	3,478

SPORT AND RECREATION – GRANTS AND SPONSORSHIP

Organisations	Description	Amount $
Devonport Squash Club	City of Devonport Tasmanian Squash Open - 2025 Court Hire Fees	1,500
Everyday Lions Events	Light Night Glow Run 2025	11,000
Devonport Country Club	National Bowls Championship	95,000
Devon Netball Association	Devon Netball Association State-wide Club and Mixed Carnival	3,000
Devonport Athletics Club	Devonport Christmas Carnival	10,000
Atlas Events	Devonport Triathlon	35,000
East Devonport Football Club	Living Well Football Clinic	2,330
Everyday Lions Events	Bluff 2 Boat Ramp	15,890
Devonport Squash Club	City of Devonport Tasmanian Squash Open – 2026 Sponsorship	18,500

INDIVIDUAL DEVELOPMENT GRANTS

Number	Description	Amount $
Awarded to 19 recipients for amounts of $100 or $250 to represent in their field nationally or internationally.	Approved and paid	2,000

RATE REMISSIONS– NOT-FOR-PROFIT ORGANISATIONS

Organisations	Description	Amount $
Cancer Council Tasmania Inc	Rate Remission	2,815
Mersey Rowing Club Inc	Rate Remission	885
The Navy League of Australia	Rate Remission	2,709
Parakaleo Ministries Inc T/A Choose Life Services	Rate Remission	2,450
Multicap Tasmania	Rate Remission	3,124
Pathway to Life Inc.	Rate Remission	2,426
Mersey District Scout Association	Rate Remission	3,513
East Devonport Tennis Club	Rate Remission	570
Van Diemen Light Railway Society Inc T/A Don River Railway	Rate Remission	8,184
Girl Guides Association of Tasmania	Rate Remission	1,580

OTHER PECUNIARY BENEFITS

Organisations	Description	Amount $
Mersey Bluff Caravan Park*	Rent	31,817

*The Lessee at the Mersey Bluff Caravan Park is undertaking capital improvements at the park, in lieu of paying rent as agreed by Council, resolution no. 21/235.

SUMMARY OF GRANTS AND BENEFITS

Description	Amount $
paranaple Centre, Convention Centre and Art Centre Room Hire Subsidies	119,050
Community Partnership and Agreements	202,875
Event Sponsorship Fund	12,500
Major Grants	48,116
Minor Grants	46,972
Sport and Recreation Grants and Sponsorship	204,220
Community Donations	1,675
Individual Development Grants	2,000
Rate Remissions – Not-for-profit Organisations	28,256
Other Pecuniary Benefits	31,817
TOTAL	**697,481**



GOAL 5 ANNUAL PLAN ACTION SUMMARY

Action	Outcome	Status
Complete the Industrial Land Study in partnership with the Mersey Leven Strategic Alliance Council partners.	The final version of the Mersey Leven Industrial Land Study was endorsed by Council at its November Meeting.	✓
Implement actions within Council's Workforce Development Strategy in particular employee development.	New system for employee development plans has been implemented for all employees.	✓
Implement TechnologyOne Project Lifecycle Management.	The implementation of Project Lifecycle Management has completed and is in use by the Infrastructure Team.	✓
Develop an Artificial Intelligence Strategic Implementation Plan 2025 - 2030.	The AI Strategy, Use of AI Policy and AI Ethics and Principles were adopted by Council at its May meeting.	✓
Refresh Devonport City Council Website.	Project OmniPath, the name given to the Website Redevelopment Project, has been underway and is currently in the template design and content capture phase. It is anticipated that the new site will be live between October and December 2026.	→
Deliver Self Service Council Facility Bookings.	The self-service booking system is fully implemented and working well to include integration with the security system at the Devonport Recreation Centre.	✓

LEGEND Completed ✓ In progress → Ongoing → Deferred →

Devonport City Council

ANNUAL FINANCIAL REPORT

for the year ended 30 June 2026

Devonport City Council

Annual Financial Report

for the year ended 30 June 2026

Contents Page

Audit Office Opinion 3

Financial Statements

Statement of Comprehensive Income 6
Statement of Financial Position 7
Statement of Changes in Equity 8
Statement of Cash Flows 9

Notes to the Financial Statements

Note 1 Overview **10**
1.1 Reporting entity 10
1.2 Basis of accounting 10
1.3 Use of estimates and judgements 10
1.4 Functions/Activities of the Council 12
Note 2 Revenue **15**
2.1 Rates and charges 15
2.2 User fees 16
2.3 Grants 17
2.4 Contributions 19
2.5 Other Investment Income 19
2.6 Other income 20
2.7 Net loss on disposal of property, infrastructure, plant and equipment 21
2.8 Dividends Received – TasWater 21
Note 3 Expenses **22**
3.1 Employee benefits 22
3.2 Materials and services 22
3.3 Depreciation and amortisation 23
3.4 Finance costs 24
3.5 Other expenses 24
3.6 Additional Income Statement items – Expense 25
Note 4 Current assets **26**
4.1 Cash and cash equivalents 26
4.2 Trades and other receivables 27
4.3 Assets held for sale 28
4.4 Other Assets 28
Note 5 Other investments **29**
5.1 Investments in associates 29
5.2 Investment in TasWater 31
Note 6 Non-current assets **32**
6.1 Property, infrastructure, plant and equipment 32
6.2 Right-of-use assets 40
Note 7 Current liabilities **41**
7.1 Trade and other payables 41

continued on next page ...

Devonport City Council

Annual Financial Report

for the year ended 30 June 2026

Contents

		Page
	7.2 Provisions	41
	7.3 Lease Liabilities	43
	7.4 Contract liabilities	44
Note 8	**Non-current liabilities**	**45**
	8.1 Interest-bearing loans and borrowings	45
Note 9	**Other financial information**	**46**
	9.1 Reserves	46
	9.2 Reconciliation of Operating Result	48
	9.3 Reconciliation of liabilities arising from financing activities	49
	9.4 Reconciliations of cash and cash equivalents	49
	9.5 Financing arrangements	49
	9.6 Superannuation	50
	9.7 Commitments	52
	9.8 Contingent liabilities and contingent assets	52
	9.9 Financial instruments	52
	9.10 Fair value measurements	62
Note 10	**Other matters**	
	10.1 Related party transactions	67
	10.2 Other significant accounting policies and pending accounting standards	72
	10.3 Significant business activities	73
	10.4 Management indicators	74
	Additional Council disclosures (unaudited)	
	Certification of the Financial Report	78

Content Overview

These financial statements are General Purpose Financial Statements and cover the consolidated operations for Devonport City Council

All figures presented in these financial statements are presented in Australian Currency.

These financial statements were authorised for issue by the Council on 22 September 2026
Council has the power to amend and reissue these financial statements.

Audit Tasmania

Independent Auditor's Report

To the Councillors of Devonport City Council

Report on the Audit of the Financial Report

Opinion

I have audited the financial report of Devonport City Council (Council), which comprises the statement of financial position as at 30 June 2026 and statements of comprehensive income, changes in equity and cash flows for the year then ended, notes to the financial statements, including a summary of significant accounting policies, other explanatory notes and the statement of certification signed by the Chief Executive Officer.

In my opinion, the accompanying financial report:

(a) presents fairly, in all material respects, Council's financial position as at 30 June 2026 and its financial performance and its cash flows for the year then ended

(b) is in accordance with the *Local Government Act 1993* and Australian Accounting Standards.

Basis for Opinion

I conducted the audit in accordance with Australian Auditing Standards. My responsibilities under those standards are further described in the *Auditor's Responsibilities for the Audit of the Financial Report* section of my report. I am independent of Council in accordance with the ethical requirements of the Accounting Professional and Ethical Standards Board's APES 110 *Code of Ethics for Professional Accountants (including Independence Standards)* (the Code) that are relevant to my audit of the financial report in Australia. I have also fulfilled my other ethical responsibilities in accordance with the Code.

The *Audit Act 2008* further promotes the independence of the Auditor-General. The Auditor-General is the auditor of all Tasmanian public sector entities and can only be removed by Parliament. The Auditor-General may conduct an audit in any way considered appropriate and is not subject to direction by any person about the way in which audit powers are to be exercised. The Auditor-General has for the purposes of conducting an audit, access to all documents and property and can report to Parliament matters which in the Auditor-General's opinion are significant.

I believe that the audit evidence I have obtained is sufficient and appropriate to provide a basis for my opinion.

Responsibilities of the General Manager for the Financial Report

The General Manager is responsible for the preparation and fair presentation of the financial report in accordance with Australian Accounting Standards and the *Local Government Act 1993* and for such internal control as determined necessary to enable the preparation of the financial report that is free from material misstatement, whether due to fraud or error.

In preparing the financial report, the General Manager is responsible for assessing Council's ability to continue as a going concern, disclosing, as applicable, matters related to going concern and using the going concern basis of accounting unless Council is to be dissolved by an Act of Parliament or the Councillors intend to cease operations, or have no realistic alternative but to do so.

Auditor's Responsibilities for the Audit of the Financial Report

My objectives are to obtain reasonable assurance about whether the financial report as a whole is free from material misstatement, whether due to fraud or error, and to issue an auditor's report that includes my opinion. Reasonable assurance is a high level of assurance, but is not a guarantee that an audit conducted in accordance with the Australian Auditing Standards will always detect a material misstatement when it exists. Misstatements can arise from fraud or error and are considered material if, individually or in the aggregate, they could reasonably be expected to influence the economic decisions of users taken on the basis of this financial report.

As part of an audit in accordance with the Australian Auditing Standards, I exercise professional judgement and maintain professional scepticism throughout the audit. I also:

- Identify and assess the risks of material misstatement of the financial report, whether due to fraud or error, design and perform audit procedures responsive to those risks, and obtain audit evidence that is sufficient and appropriate to provide a basis for my opinion. The risk of not detecting a material misstatement resulting from fraud is higher than for one resulting from error, as fraud may involve collusion, forgery, intentional omissions, misrepresentations, or the override of internal control.
- Obtain an understanding of internal control relevant to the audit in order to design audit procedures that are appropriate in the circumstances, but not for the purpose of expressing an opinion on the effectiveness of Council's internal control.
- Evaluate the appropriateness of accounting policies used and the reasonableness of accounting estimates and related disclosures made by the General Manager.
- Conclude on the appropriateness of the General Manager's use of the going concern basis of accounting and, based on the audit evidence obtained, whether a material uncertainty exists related to events or conditions that may cast significant doubt on Council's ability to continue as a going concern. If I conclude that a material uncertainty exists, I am required to draw attention in my auditor's report to the related disclosures in the financial report or, if such disclosures are inadequate, to modify my opinion. My conclusion is based on the audit evidence obtained up to the date of my auditor's report. However, future events or conditions may cause Council to cease to continue as a going concern.

- Evaluate the overall presentation, structure and content of the financial report, including the disclosures, and whether the financial report represent the underlying transactions and events in a manner that achieves fair presentation.

I communicate with the General Manager regarding, among other matters, the planned scope and timing of the audit and significant audit findings, including any significant deficiencies in internal control that I identify during my audit.



Chloe Bellchambers
Director, Financial and Sustainability Audit
Delegate of the Auditor-General

22 September 2026
Hobart

Devonport City Council

Statement of Comprehensive Income

for the year ended 30 June 2026

	Note	Budget 2026 $ '000	Actual 2026 $ '000	Actual 2025 $ '000
Income from continuing operations				
Recurrent income				
Rates and charges	2.1	37,805	37,878	36,025
User fees	2.2	8,911	9,804	9,063
Grants	2.3	3,407	4,985	2,527
Contributions - cash	2.4	49	207	179
Other Investment Income	2.5	1,270	2,855	2,083
Other income	2.6	1,100	1,460	1,485
Dividends Received - TasWater	2.8,5.2	1,310	1,420	1,310
		53,852	58,609	52,672
Capital income				
Capital Grants received specifically for new or upgraded assets	2.3	24,357	17,403	10,109
Contributions - non-monetary assets	2.4	–	2,737	901
Share of net profits of associates and joint ventures accounted for by the equity method	5.1	1,021	2,611	1,386
		25,378	22,751	12,396
Total income from continuing operations		79,230	81,360	65,068
Expenses from continuing operations				
Employee benefits	3.1	17,911	17,331	15,880
Materials and services	3.2	21,558	22,133	20,964
Depreciation and amortisation	3.3	11,256	12,079	11,515
Finance costs	3.4	1,429	1,454	1,391
Net loss on disposal of property, infrastructure, plant and equipment	2.7	–	1,433	1,325
Other expenses	3.5	1,512	1,513	1,380
Capital works completed on assets not owned by Council	3.6	–	788	295
Donated assets	3.6	–	2,935	–
Total expenses from continuing operations		53,666	59,666	52,750
Result from continuing operations		25,564	21,694	12,318
Net result for the year		25,564	21,694	12,318
Other comprehensive income:				
Items that will not be reclassified subsequently to net result				
Fair value adjustments on equity investment assets	5.2,9.1	–	3,056	1,809
Net asset revaluation increment/(decrement)	9.1	–	35,025	105,484
Total items which will not be reclassified subsequently to the operating result		–	38,081	107,293
Total other comprehensive income		–	38,081	107,293
Total comprehensive result		25,564	59,775	119,611

The above statement should be read in conjunction with the accompanying notes.

Devonport City Council

Statement of Financial Position

as at 30 June 2026

	Note	2026 $ '000	2025 $ '000
Assets			
Current assets			
Cash and cash equivalents	4.1	51,399	47,763
Trade and other receivables	4.2	3,532	3,624
Non-current assets classified as held for sale	4.3	2,391	2,434
Other assets	4.4	495	695
Total current assets		57,817	54,516
Non-current assets			
Trade and other receivables	4.2	193	224
Investments in associates accounted for using the equity method	5.1	23,878	21,619
Investment in TasWater	5.2	97,545	94,489
Property, infrastructure, plant and equipment	6.1	935,065	890,435
Right-of-use assets	6.2	705	768
Total non-current assets		1,057,386	1,007,535
Total assets		1,115,203	1,062,051
Liabilities			
Current liabilities			
Trade and other payables	7.1	7,854	6,718
Lease liabilities	7.3	58	56
Contract liabilities	7.4	18,127	20,047
Provisions	7.2	2,790	2,627
Interest-bearing loans and borrowings	8.1	753	28,656
Total current liabilities		29,582	58,104
Non-current liabilities			
Provisions	7.2	578	514
Lease liabilities	7.3	695	754
Interest-bearing loans and borrowings	8.1	36,789	14,895
Total non-current liabilities		38,062	16,163
Total liabilities		67,644	74,267
Net assets		1,047,559	987,784
Equity			
Accumulated surplus		293,730	272,036
Reserves	9.1	753,829	715,748
Total Equity		1,047,559	987,784

The above statement of financial position should be read in conjunction with the accompanying notes.

Devonport City Council

Statement of Changes in Equity

for the year ended 30 June 2026

	Note	Accumulated surplus $ '000	Asset revaluation reserves $ '000	Fair value reserve $ '000	Total equity $ '000
2026					
Balance at beginning of the financial year		272,036	697,656	18,092	987,784
Net result for the year		21,694	–	–	21,694
Other comprehensive income					
Fair value adjustments on equity investment assets	5.2,9.1	–	–	3,056	3,056
Net asset revaluation increment/(decrement)	9.1	–	35,025	–	35,025
Other comprehensive income		–	35,025	3,056	38,081
Total comprehensive income		21,694	35,025	3,056	59,775
Balance at end of the financial year		293,730	732,681	21,148	1,047,559
2025					
Balance at beginning of the financial year		259,718	592,172	16,283	868,173
Net result for the year		12,318	–	–	12,318
Other comprehensive income					
Fair value adjustments on equity investment assets	5.2,9.1	–	–	1,809	1,809
Net asset revaluation increment/(decrement)	9.1	–	105,484	–	105,484
Other comprehensive income		–	105,484	1,809	107,293
Total comprehensive income		12,318	105,484	1,809	119,611
Balance at end of the financial year		272,036	697,656	18,092	987,784

The above statement should be read with the accompanying notes.

Devonport City Council

Statement of Cash Flows

for the year ended 30 June 2026

	Note	2026 Inflows/ (Outflows) $ '000	2025 Inflows/ (Outflows) $ '000
Cash flows from operating activities			
Rates and service charges (inclusive of GST)		38,110	36,302
User charges and other fines (inclusive of GST)		10,762	9,184
Grants (inclusive of GST)		4,929	2,553
Contributions (inclusive of GST)		207	200
Interest received		2,101	1,486
Other receipts (inclusive of GST)		4,854	4,604
Payments to suppliers (inclusive of GST)		(24,621)	(26,553)
Payments to employees		(17,130)	(15,892)
Finance costs		(1,454)	(1,391)
Other payments		(5,089)	(1,693)
Net cash provided by/(used in) operating activities		12,669	8,800
Cash flows from investing activities			
Payments for property, infrastructure, plant and equipment		(21,600)	(19,518)
Proceeds from sale of property, infrastructure, plant and equipment		528	2,231
Capital grants		15,584	26,782
Investment revenue from TasWater	2.8	1,420	1,310
Proceeds from investments		754	597
Loans and advances to community organisations		28	28
Distribution from Associate		317	317
Net cash provided by/(used in) investing activities		(2,969)	11,747
Cash flows from financing activities			
Repayment of interest-bearing loans and borrowings		(6,009)	(1,120)
Repayment of lease liabilities		(55)	(55)
Net cash flow provided by/(used in) financing activities	9.3	(6,064)	(1,175)
Net Increase (decrease) in cash and cash equivalents		3,636	19,372
Cash and cash equivalents at the beginning of the financial year		47,763	28,391
Cash and cash equivalents at the end of the financial year	9.4	51,399	47,763

The above statement should be read in conjunction with the accompanying notes.

Devonport City Council

Notes to the Financial Statements
for the year ended 30 June 2026

Note 1. Overview

1.1 Reporting entity

(a) The Devonport City Council was established in 1908 and is a body corporate with perpetual succession and a common seal.

Council's main office is located at 137 Rooke Street, Devonport.

(b) The purpose of the Council is to:
- provide for health, safety and welfare of the community;
- to represent and promote the interests of the community;
- provide for the peace, order and good government in the municipality.

1.2 Basis of accounting

These financial statements are a general purpose financial report that consists of a Statement of Comprehensive Income, Statement of Financial Position, Statement of Changes in Equity, Statement of Cash Flows, and notes accompanying these financial statements. The general purpose financial report complies with Australian Accounting Standards, other authoritative pronouncements of the Australian Accounting Standards Board, and the *Local Government Act 1993 (LGA1993)* (as amended). Council has determined that it does not have profit generation as a prime objective. Consequently, where appropriate, Council has elected to apply options and exemptions within accounting standards that are applicable to not-for-profit entities.

This financial report has been prepared on the accrual and going concern basis.

All amounts are presented in Australian dollars and unless stated, have been rounded to the nearest thousand dollars.

This financial report has been prepared under the historical cost convention, except where specifically stated.

Unless otherwise stated, all material accounting policy information is consistent with those applied in the prior year. Where appropriate, comparative figures have been amended to accord with current presentation, and disclosure has been made of any material changes to comparatives.

All entities controlled by Council that have material assets or liabilities, such as special committees of management, and material subsidiaries or joint ventures, have been included in this financial report. Where relevant, all transactions between these entities and Council have been eliminated in full.

1.3 Use of estimates and judgements

Judgements and Assumptions
In the application of Australian Accounting Standards, Council is required to make judgements, estimates and assumptions about carrying values of assets and liabilities that are not readily apparent from other sources. The estimates and associated assumptions are based on historical experience and various other factors that are believed to be reasonable under the circumstances, the results of which form the basis of making the judgements. Actual results may differ from these estimates.

The estimates and underlying assumptions are reviewed on an ongoing basis. Revisions to accounting estimates are recognised in the period in which the estimate is revised if the revision affects only that period or in the period of the revision and future periods if the revision affects both current and future periods.

Council has made no assumptions concerning the future that may cause a material adjustment to the carrying amounts of assets and liabilities within the next reporting period. Judgements made by Council that have significant effects on the financial report are disclosed in the relevant notes as follows:

Employee entitlements
Assumptions are utilised in the determination of Council's employee entitlement provisions. These assumptions are discussed in note 7.2.

Defined benefit superannuation fund obligations
Actuarial assumptions are utilised in the determination of Council's defined benefit superannuation fund obligations. These assumptions are discussed in note 9.6.

continued on next page ...

Devonport City Council

Notes to the Financial Statements

for the year ended 30 June 2026

Note 1. Overview (continued)

Fair value of property, infrastructure, plant & equipment
Assumptions and judgements are utilised in determining the fair value of Council's property, infrastructure, plant and equipment including useful lives and depreciation rates. These assumptions are discussed in note 6.1.

Investment in water corporation
Assumptions utilised in the determination of Council's valuation of its investment in TasWater are discussed in note 5.2.

continued on next page ...

Devonport City Council

Notes to the Financial Statements

for the year ended 30 June 2026

Note 1. Overview (continued)

1.4 Functions/Activities of the Council

1.4a Revenue, expenditure and assets attributable to each function as categorised in 1.4c:

	Grants $ '000	Other $ '000	Total revenue $ '000	Total ex-penditure $ '000	Surplus / (deficit) $ '000	Assets $ '000
Corporate						
2025 - 2026	4,817	40,322	45,139	(10,268)	34,871	179,958
2024 - 2025	2,238	36,732	38,970	(9,766)	29,204	171,522
Community, Cultural & Recreation						
2025 - 2026	157	2,536	2,693	(10,926)	(8,233)	26,381
2024 - 2025	290	2,342	2,632	(10,486)	(7,854)	24,424
Parking						
2025 - 2026	–	4,199	4,199	(2,393)	1,806	23,259
2024 - 2025	–	3,970	3,970	(2,457)	1,513	22,386
Economic development						
2025 - 2026	3,897	32	3,929	(953)	2,976	4,207
2024 - 2025	6,694	–	6,694	(974)	5,720	4,224
Roads						
2025 - 2026	972	1,645	2,617	(10,182)	(7,565)	236,748
2024 - 2025	1,490	(551)	939	(8,607)	(7,668)	232,150
Stormwater						
2025 - 2026	52	702	754	(3,653)	(2,899)	135,031
2024 - 2025	–	(79)	(79)	(2,689)	(2,768)	109,388
Waste management						
2025 - 2026	313	7,508	7,821	(7,302)	519	4,556
2024 - 2025	210	6,965	7,175	(6,934)	241	2,486
Parks & Gardens						
2025 - 2026	10,513	910	11,423	(9,828)	1,595	372,262
2024 - 2025	259	209	468	(5,852)	(5,384)	373,792
Buildings						
2025 - 2026	–	–	–	(939)	(939)	125,409
2024 - 2025	–	(2)	(2)	(696)	(698)	114,255
Infrastructure Administration						
2025 - 2026	1,666	593	2,259	(1,613)	646	7,210
2024 - 2025	1,455	275	1,730	(793)	937	7,330
Regulatory Services						
2025 - 2026	–	1,056	1,056	(2,139)	(1,083)	182
2024 - 2025	–	955	955	(1,879)	(924)	95
Total						
2025 - 2026	**22,387**	**59,503**	**81,890**	**(60,196)**	**21,694**	**1,115,203**
2024 - 2025	**12,636**	**50,816**	**63,452**	**(51,133)**	**12,319**	**1,062,052**

continued on next page ...

Devonport City Council

Notes to the Financial Statements
for the year ended 30 June 2026

Note 1. Overview (continued)

	2026 $ '000	2025 $ '000

1.4b Reconciliation of assets above with the Statement of Financial Position at 30 June:

Current assets	57,817	54,516
Non-current assets	1,057,386	1,007,535
	1,115,203	1,062,051

1.4c Analysis of Council results by program

The activities relating to the Programs in Note 1.4(a) are as follows:

CORPORATE

This Program includes the following activities

Executive Management
Receptions & Functions
Communication
Emergency Management
Corporate Services
Governance
Property Management
Customer Services
Records Management
Elected Members Support
Human Resource Management
Payroll Services
Information Technology
Accounting & Finance
Corporate Revenue

COMMUNITY, CULTURAL AND RECREATION

This Program includes the following activities

Community Development
Community Financial Assistance
Paranaple Arts Centre
Paranaple Convention Centre
Recreational Development
Devonport Aquatic Centre
Devonport Recreation Centre
East Devonport Recreation Centre
Marketing & Events
Bass Strait Maritime Centre
Home Hill

ROADS

This Program includes the following activities

Roads Maintenance

STORMWATER

This Program includes the following activities

Stormwater Maintenance

WASTE MANAGEMENT

This Program includes the following activities

Waste Management Operations

PARKS & GARDENS

This Program includes the following activities
Parks & Open Space Maintenance
Cemetery Operations

INFRASTRUCTURE ADMINISTRATION

This Program includes the following activities

Project Management
Engineering Services
Plant Services
Asset Management

REGULATORY SERVICES

This Program includes the following activities

Town Planning & Development
Building Permit Authority
Plumbing Assessment & Inspections
Environmental Health Services
Animal Control
Emergency Management

continued on next page ...

Notes to the Financial Statements
for the year ended 30 June 2026

Note 1. Overview (continued)

ECONOMIC DEVELOPMENT

This Program includes the following activities

LIVING CITY Project

Economic Development

PARKING

This Program includes the following activity

Parking

BUILDINGS

This Program includes the following activities

Building Maintenance

Devonport City Council

Notes to the Financial Statements

for the year ended 30 June 2026

Note 2. Revenue

	2026 $ '000	2025 $ '000

2.1 Rates and charges

Council uses Assessed Annual Value (AAV) as the basis of valuation, for rating purposes, of all properties within the municipal area. AAV is an assessment of the indicative rental value of a property for a 12 month period or a 4% minimum of capital value, at a specific date and in accordance with legislation. The Valuer-General determines the AAV under the *Valuation of Land Act 2001*.

General rates	27,914	26,672
Penalty income from overdue rates and charges	150	154
Waste management rates & charges	6,047	5,597
Fire Service Levy	3,767	3,602
Total rates and charges	37,878	36,025

The date of the last general revaluation of land for rating purposes within the municipal area was 1 July 2021, this valuation was first applied in the rating year commencing 1 July 2022.

Accounting policy
Council recognises revenue from rates and annual charges for the amount it is expected to be entitled to at the beginning of the rating period to which they relate, or when the charge has been applied. Rates and charges in advance are recognised as a financial liability until the beginning of the rating period to which they relate.

continued on next page ...

Devonport City Council

Notes to the Financial Statements

for the year ended 30 June 2026

Note 2. Revenue (continued)

	2026 $ '000	2025 $ '000
2.2 User fees		
Admission charges	102	68
Animal registrations	80	85
Cemetery fees	236	244
Certificate charges	263	188
Development fees	661	599
Equipment hire fees	213	156
Facility hire	899	805
Fines	1,251	1,189
Licences	107	111
Parking fees	2,486	2,327
Property leases & rental	1,043	1,059
Sales of goods	1,069	994
Waste management fees	1,394	1,238
Total user fees	9,804	9,063

Accounting Policy
Parking fees and fines are recognised when or as the performance obligation is completed, or when the taxable event has been applied and Council has an unconditional right to receive payment.

Council recognises revenue from user fees and charges when or as the performance is completed and the customer receives the benefit of the goods/services being provided.

Licences granted by Council are all either short-term or low value and all revenue is recognised at the time that the licence is granted rather than the term of the licence.

continued on next page ...

Devonport City Council

Notes to the Financial Statements
for the year ended 30 June 2026

Note 2. Revenue (continued)

	Note	2026 $ '000	2025 $ '000
2.3 Grants			
Grants were received in respect of the following:			
Summary of grants			
Federally funded grants		7,309	8,311
State funded grants		14,347	3,829
Other		732	496
Total		22,388	12,636
Grants - recurrent			
Commonwealth government financial assistance grants - General purpose (untied)		2,643	1,214
Commonwealth government financial assistance grants - roads (untied)		1,947	944
Other		395	369
Total recurrent grants		4,985	2,527
Capital grants received specifically for new or upgraded assets			
Commonwealth Government - roads to recovery		184	950
Transport		4,246	1,995
Other		12,973	7,164
Total capital grants		17,403	10,109
Timing of revenue recognition			
Grants recognised over time		17,404	10,109
Grants recognised at a point in time		4,984	2,528
Total Grants		22,388	12,637

(c) Unspent grants and contributions

Grants and contributions which were obtained on the condition that they be spent for specified purposes or in a future period, but which are not yet spent in accordance with those conditions, are as follows:

Capital			
Balance of unspent funds at 1 July		20,047	3,456
Add: Funds received and not recognised as revenue in the current year		530	17,999
Less: Funds received in prior year but revenue recognised and funds spent in current year		(2,450)	(1,408)
Balance of unspent funds at 30 June		18,127	20,047
Total unspent funds held as a contract liability	7.4	18,127	20,047

Accounting policy

Council recognises untied grant revenue and those without performance obligations when received. In cases where there is an enforceable agreement which contains sufficiently specific performance obligations, revenue is recognised as or when control of each performance obligations is satisfied. (i.e. when it transfers control of a product or provides a service).

A contract liability is recognised for unspent funds received in advance and then recognised as income as obligations are fulfilled.

The performance obligations are varied based on the agreement, but includes improvements to existing infrastructure and construction of new infrastructure.

Each performance obligation is considered to ensure that the revenue recognition reflects the transfer of control. Within grant agreements there may be some performance obligations where control transfers at a point in time and others which have a

continued on next page ...

Devonport City Council

Notes to the Financial Statements

for the year ended 30 June 2026

Note 2. Revenue (continued)

continuous transfer of control over the life of the contract. Where control is transferred over time, generally the input methods being either costs or time incurred are deemed to be the most appropriate methods to reflect the transfer of benefit.

If the transaction is a transfer of a financial asset to enable Council to acquire or construct a recognisable non-financial asset to be controlled by Council (i.e. an in-substance acquisition of a non-financial asset), a contract liability is recognised for the excess of the fair value of the transfer over any related amounts recognised and revenue as the unspent funds are expended at the point in time at which required performance obligations are completed.

For construction projects, this is generally as the construction progresses in accordance with costs incurred, since this is deemed to be the most appropriate measure of the completeness of the construction project as there is no profit margin. For the acquisitions of assets, revenue is recognised when the asset is acquired and controlled by the Council.

In both years the Commonwealth has made early payment of the untied Financial Assistance Grants for the following year. In this year, the early receipt of instalments resulted in Commonwealth Government Financial Assistance Grants being above that originally budgeted, with 80% being received in advance in the 2025-26 financial year. In 2024-25, only 50% was prepaid, which resulted in a higher balance to be paid this financial year. Financial Assistance Grants are general grants and do not have sufficient specific performance obligations. As a result, they are recognised as income when received.

continued on next page ...

Devonport City Council

Notes to the Financial Statements

for the year ended 30 June 2026

Note 2. Revenue (continued)

	2026 $ '000	2025 $ '000
2.4 Contributions		
(a) Cash		
Training contributions	58	74
Sundry	37	46
Developer Contribution	112	59
Total	207	179
(b) Non-monetary assets		
Roads	1,679	596
Stormwater	623	286
Other	435	19
Total	2,737	901
Total contributions	2,944	1,080

Accounting policy
Council recognises contributions without performance obligations when received. In cases where the contributions is for a specific purpose to acquire or construct a recognisable non-financial asset, a liability is recognised for funds received in advance and income recognised as obligations are fulfilled.

2.5 Other Investment Income		
Interest received from investments	2,101	1,485
Tax equivalent payment received	754	598
Total Interest and Tax Equivalents	2,855	2,083

Accounting policy

Interest income
Interest is recognised progressively as it is earned.
Tax equivalent revenue is recognised when Council's right to receive payment is established and it can be reliably measured.

continued on next page ...

Devonport City Council

Notes to the Financial Statements
for the year ended 30 June 2026

Note 2. Revenue (continued)

	2026 $ '000	2025 $ '000
2.6 Other income		
Commission	251	257
Recoverables	410	345
Sundry Income	216	258
Bad Debts Recovered	464	460
Insurance Recoveries	119	165
Total other income	1,460	1,485

Accounting policy

Other income is recognised progressively as it is earned.
Income treated as other income includes recovered utility charges and insurance claim refunds.

continued on next page ...

Devonport City Council

Notes to the Financial Statements

for the year ended 30 June 2026

Note 2. Revenue (continued)

	Note	2026 $ '000	2025 $ '000
2.7 Net loss on disposal of property, infrastructure, plant and equipment			
Property, infrastructure, plant and equipment			
Proceeds of sale		528	2,231
Written down value of assets disposed	6.1a	(1,961)	(3,556)
Total net loss on disposal of property, infrastructure, plant and equipment		(1,433)	(1,325)
2.8 Dividends Received - TasWater			
Dividend revenue received		1,420	1,310
Total Investment revenue from TasWater		1,420	1,310

Accounting policy

Investment revenue
Dividend revenue is recognised when Council's right to receive payment is established and it can be reliably measured.

Devonport City Council

Notes to the Financial Statements

for the year ended 30 June 2026

Note 3. Expenses

	2026 $ '000	2025 $ '000
3.1 Employee benefits		
Wages and salaries	12,696	11,846
Annual and long service leave entitlements	1,587	1,417
Superannuation	1,750	1,643
Workers compensation and payroll tax	1,245	1,167
Other employee related expenses	409	324
	17,687	16,397
Less amounts capitalised	(356)	(517)
Total employee benefits	17,331	15,880

Accounting Policy

Employee benefits include, where applicable, entitlements to wages and salaries, annual leave, sick leave, long service leave, superannuation and any other post-employment benefits.

3.2 Materials and services

Advertising, printing & other office costs	256	233
Computer services and maintenance	1,215	1,166
Consultants	387	479
Contractors	8,206	8,063
General - services & materials	2,966	2,067
Low-value leases	111	123
Insurance	532	521
Levies & taxes	5,353	5,080
Memberships - organisations	251	304
Plant expenses	733	746
Professional services	158	195
Telephone & postage services	115	140
Utilities	1,850	1,847
Total materials and services	22,133	20,964

Accounting policy

Routine maintenance, repair costs, and minor renewal costs are expensed as incurred. Where the repair relates to the replacement of a component of an asset and the cost exceeds the capitalisation threshold the cost is capitalised and depreciated. The carrying value of the replaced asset is expensed.

continued on next page ...

Devonport City Council

Notes to the Financial Statements
for the year ended 30 June 2026

Note 3. Expenses (continued)

	2026 $ '000	2025 $ '000
3.3 Depreciation and amortisation		
Buildings	2,037	2,184
Plant	678	549
Furniture and Fittings	614	550
Cultural and Heritage	2	1
Roads	5,114	4,930
Stormwater	1,996	1,922
Parks and open space	1,575	1,316
Right-of-use of assets	63	63
Total	12,079	11,515

Accounting policy
Land and road earthwork assets are not depreciated on the basis that they are assessed as not having a limited useful life.

Straight line depreciation is charged based on the residual useful life as determined each year.
Major depreciation and amortisation periods used are listed below and are consistent with the prior year unless stated:

	Basis of Depreciation	Useful Life
Buildings	Straight line	2 - 200 years
Plant	Straight line	2 - 50 years
Furniture and Fittings	Straight line	1 - 50 years
Roads	Straight line	15 - 200 years
Stormwater	Straight line	15 - 120 years
Parks and open space	Straight line	2 - 100 years
Cultural and Heritage	Straight line	5 years - Unlimited life
Right-of-use assets	Straight line	Term of lease

continued on next page ...

Devonport City Council

Notes to the Financial Statements

for the year ended 30 June 2026

Note 3. Expenses (continued)

	2026 $ '000	2025 $ '000
3.4 Finance costs		
Interest - Borrowings	1,429	1,365
Interest - lease liabilities	25	26
Total finance costs	1,454	1,391

Accounting policy
Finance Costs

Finance costs include interest on bank overdrafts, borrowings, and leases.

3.5 Other expenses		
External auditors' remuneration	110	64
Internal auditors' remuneration	32	45
Bank fees	95	79
Bad and doubtful debts	383	308
Councillors' remuneration	348	324
Grants and community benefits	525	541
Other	20	19
Total other expenses	1,513	1,380

Accounting policy

Audit fees paid or payable to Audit Tasmania to audit the financial statements in 2025/26 total $99,800 with $66,800 for 2025/26 Financials and $33,000 for correction of payments made for 2024/25. Amounts paid in 2024/25 were $63,000. Other audit services performed during the 2025/26 financial year were the audits relating to the grant acquittal for LRCI funding for 2025/26: $3,200 (Prior Year: $1,900), the acquittal for Roads to Recovery funding for 2025/26: $3,500 (Prior Year: $1,900) and SVEP Grant Acquittal $3,500 for 2025/26.

Councillors' remuneration represents allowances payable in accordance with Section 340A of the *Local Government Act 1993*, Regulation 42 of the *Local Government (General) Regulations 2005* and Council's "Payment of Councillor' Allowances, Expenses and Provision of Facilities Policy".

Bad and doubtful debts have been calculated as per accounting policy in Note 4.2

continued on next page ...

Devonport City Council

Notes to the Financial Statements

for the year ended 30 June 2026

Note 3. Expenses (continued)

	2026 $ '000	2025 $ '000
3.6 Additional Income Statement items - Expense		
Capital works completed on assets not owned by Council		
Capital works on assets not owned by Council	788	295
Total	788	295

Capital works completed on assets not owned by Council includes works on State Government road assets such as traffic signals.

Donated assets		
Donated assets	2,935	–

In the 2025/26 financial year Council transferred a grandstand for no cost to not for profit organisation Devonport City Soccer Club. Devonport City Soccer Club is an independent, not-for-profit sporting organisation. The value of donated grandstand was $2,935,264.

Devonport City Council

Notes to the Financial Statements

for the year ended 30 June 2026

Note 4. Current assets

	Note	2026 $ '000	2025 $ '000
4.1 Cash and cash equivalents			
Current			
Cash at bank and on hand		4,048	2,796
Investments		47,351	44,967
Total current cash and cash equivalents		51,399	47,763

Council's cash and cash equivalents are subject to a number of external restrictions and internal commitments that limit amounts available for discretionary or future use. These include:

Restricted funds			
(i) Trust funds and deposits	7.1	180	165
(ii) Unspent grant funds with conditions	2.3	18,127	20,047
		18,307	20,212
Internal committed funds			
iii) Leave provisions	7.2	3,368	3,141
Committed funds		21,675	23,353
Total uncommitted cash and cash equivalents		29,724	24,410
Total uncommitted funds		29,724	24,410

Accounting policy

Cash and cash equivalents
For the purposes of the Statement of Cash Flows, cash and cash equivalents include cash on hand, deposits at call, and other highly liquid investments with original maturities of three months or less, net of outstanding bank overdrafts.

Restricted and internally committed funds include:
i) Refundable building, contract and other refundable amounts held in trust by Council for completion of specific purposes.
ii) Represents grant funding received in advance until specific performance obligations required under funding arrangements are completed.
iii) Monies set aside to meet employee provision obligations

continued on next page ...

Devonport City Council

Notes to the Financial Statements

for the year ended 30 June 2026

Note 4. Current assets (continued)

	2026 $ '000	2025 $ '000
4.2 Trades and other receivables		
Current		
Rates	1,295	1,193
Infringement debtors	149	80
Sundry debtors	947	1,441
Planning & health debtors	33	15
Net GST receivable	660	512
Loans and advances	28	28
Accrued revenue	480	372
Provision for expected credit loss	(60)	(17)
Total current trade and other receivables	3,532	3,624
Non-Current		
Loans and advances	193	224
Total non-current trade and other receivables	193	224
Total trade and other receivables	3,725	3,848
Reconciliation of movement in expected credit loss		
Carrying amount at 1 July	(17)	(64)
(Increase) / decrease in provision recognised in profit or loss	(43)	47
Carrying amount at 30 June	(60)	(17)

For ageing analysis of the financial assets, refer to note 9.9(b)

Accounting policy

Trade and other receivables
When estimating the expected credit loss (ECL), Council considers reasonable and supportable information that is relevant and available without undue cost or effort. This includes both quantitative and qualitative information and analysis based on Council's historical experience, an informed credit assessment and forward-looking information. Council has established a provision matrix to facilitate the impairment assessment.

For rate debtors, Council takes the view that unpaid rates represent a charge against the rateable property that will be recovered when the property is next sold.

For non-rate debtors, Council maintains a Sundry Debtor Management Policy which outlines the approach to debtor collection and management. Council writes off receivables after all reasonable attempts to recover the debt have been taken, there is no realistic prospect of recovery or it is uneconomic to recover the debt.

continued on next page ...

Devonport City Council

Notes to the Financial Statements

for the year ended 30 June 2026

Note 4. Current assets (continued)

	2026 $ '000	2025 $ '000

4.3 Assets held for sale

Current		
Internal transfer from Land At Fair Value Less Costs to Sell	732	823
Other At Fair Value Less Costs to Sell	1,659	1,611
Total assets held for sale	2,391	2,434

Land - 16, 18 and 20 Edward Street, Devonport (to be sold to SITNB Pty Ltd)
Land - 6-10 Steele Street, Devonport (to be sold to Fairbrother Pty Ltd)
Buildings - 6-10 Steele Street, Devonport (to be sold to Fairbrother Pty Ltd)
Road Assets - 16, 18 and 20 Edward Street, Devonport (to be sold to SITNB Pty Ltd)
Plant - 16, 18 and 20 Edward Street, Devonport (to be sold to SITNB Pty Ltd)

Accounting Policy
The above properties have contracts on them and are likely to be sold within one year. The land and other assets are valued at the lower of carrying value and fair value less costs to sell.

	2026 $ '000	2025 $ '000

4.4 Other Assets

Current		
Prepayments	495	679
Other deposits	–	16
Total	495	695

Devonport City Council

Notes to the Financial Statements

for the year ended 30 June 2026

Note 5. Other investments

	2026 $ '000	2025 $ '000

5.1 Investments in associates

Investments in associates accounted for by the equity method are:		
Dulverton Regional Waste Management Authority	23,878	21,619
Total investments in associates and joint arrangements	23,878	21,619

	Note	2026 $ '000	2025 $ '000

Dulverton Regional Waste Management Authority

The Council is a member of the Dulverton Regional Waste Management Joint Authority established under the *Local Government Act 1993* (as amended).

Other members in the Dulverton Regional Waste Management Joint Authority are the Central Coast, Latrobe, and Kentish Councils.

The primary activity of the Authority is to operate a regional landfill site at Dulverton.
As at 30 June 2026 the ownership share for Devonport was 43.45%.

Council's share of accumulated surplus/(deficit)			
Council's share of accumulated surplus(deficit) at start of year		11,732	10,663
Report surplus (deficit) for year		2,610	1,386
Distributions for the year		(317)	(317)
Council's share of accumulated surplus(deficit) at end of year		14,025	11,732
Council's share of reserves			
Council's share of reserves at start of year		9,886	3,453
Transfers (to) from reserves		(33)	6,433
Council's share of reserves at end of year		9,853	9,886
Movement in carrying value of specific investment			
Carrying value of investment at start of year		21,619	14,116
Share of surplus(deficit) for year		2,610	1,386
Share of asset revaluation	9.1	(33)	6,434
Distributions for year		(317)	(317)
Carrying value of investment at end of year		23,879	21,619

The Authority's assets, liabilities and revenue for the relevant financial years were:

Total Assets	82,893	78,190
Total Liabilities	27,937	28,803
Revenue	29,243	25,106

The investment value in Dulverton Regional Waste Management Authority recognised in the 2026 financial year is based on draft financial results, as provided to Council for inclusion in its financial report. Any final adjustments to 2026 draft financial results will be recognised by Council in the 2027 financial year.

Accounting policy

Accounting for investments in associates

Council's investment in associates is accounted for by the equity method as Council has the ability to influence rather than control the operations of the entities. The investment is initially recorded at the cost of acquisition and adjusted thereafter for

continued on next page ...

Notes to the Financial Statements
for the year ended 30 June 2026

Note 5. Other investments (continued)

post-acquisition changes in Council's share of the net assets of the entities. Council's share of the financial result of the entities is recognised in the Statement of Comprehensive Income.

continued on next page ...

Devonport City Council

Notes to the Financial Statements

for the year ended 30 June 2026

Note 5. Other investments (continued)

	Note	2026 $ '000	2025 $ '000
5.2 Investment in TasWater			
Opening balance		94,489	92,680
Fair Value adjustments on equity investment assets		3,056	1,809
Total Investment in TasWater		97,545	94,489

Council has derived returns from TasWater as disclosed at note 2.8.

Accounting policy

Equity Investment
As Council's investment in TasWater is held for long-term strategic purposes, Council has elected under AASB 9: Financial Instruments to irrevocably classify this equity investment as designated at fair value through other comprehensive income. Subsequent changes in fair value on designated investments in equity instruments are recognised in other comprehensive income (for fair value reserve, refer note 9.1) and not reclassified through the profit or loss when derecognised. Dividends associated with the equity investments are recognised in profit and loss when the right of payment has been established and it can be reliably measured.

Fair value was determined by using Council's ownership interest against TasWater's net asset value at balance date. At 30 June 2026, Council holds a 4.90% ownership interest in TasWater (2025, 4.90%) which is based on Schedule 2 of the Corporation's Constitution which reflects the Council's voting rights.

Devonport City Council

Notes to the Financial Statements

for the year ended 30 June 2026

Note 6. Non-current assets

	2026 $ '000	2025 $ '000
6.1 Property, infrastructure, plant and equipment		
Summary		
at cost	33,334	29,675
Less accumulated depreciation	(9,921)	(9,672)
	23,413	20,003
at fair value as at 30 June	1,204,781	1,184,630
Less accumulated depreciation	(293,129)	(314,198)
	911,652	870,432
Total	935,065	890,435
(a) Property		
Land		
at fair value as at 30 June	83,977	84,272
	83,977	84,272
Land under roads		
at fair value as at 30 June	300,963	300,698
	300,963	300,698
Total land	384,940	384,970
Buildings		
at fair value as at 30 June	155,253	148,013
Less accumulated depreciation	(43,721)	(40,855)
	111,532	107,158
Total buildings	111,532	107,158
Total property	496,472	492,128
(b) Plant and equipment		
Plant		
at cost	8,831	8,291
Less accumulated depreciation	(4,300)	(4,505)
	4,531	3,786
Cultural and heritage		
at fair value as at 30 June	7,018	5,153
Less accumulated depreciation	(17)	(15)
	7,001	5,138
Furniture and Fittings		
at cost	8,188	7,883
Less accumulated depreciation	(5,692)	(5,167)
	2,496	2,716
Total plant and equipment	14,028	11,640

continued on next page ...

Notes to the Financial Statements
for the year ended 30 June 2026

Note 6. Non-current assets (continued)

	2026 $ '000	2025 $ '000
(c) Infrastructure		
Roads		
at fair value as at 30 June	400,014	386,779
Less accumulated depreciation	(165,120)	(159,281)
	234,894	227,498
Parks and open space		
at fair value as at 30 June	63,562	60,077
Less accumulated depreciation	(25,145)	(23,333)
	38,417	36,744
Stormwater		
at fair value as at 30 June	193,994	199,638
Less accumulated depreciation	(59,055)	(90,714)
	134,939	108,924
Total infrastructure	408,250	373,166
(d) Works in progress (At Cost)		
Parks and open Space	307	458
Buildings	13,878	7,098
Plant	60	383
Furniture and Fittings	123	446
Roads	1,855	4,652
Stormwater	92	464
Total works in progress	16,315	13,501
Total property, infrastructure, plant and equipment	935,065	890,435

continued on next page ...

Devonport City Council

Notes to the Financial Statements

for the year ended 30 June 2026

Note 6. Non-current assets (continued)

2026	Note	as at 30/06/25 Balance at beginning of financial year $ '000	Asset class movements: Acquisition of assets $ '000	Revaluation increments (decrements) (Note 9.1) $ '000	Depreciation and amortisation (Note 3.3) $ '000	Written down value of disposals $ '000	Transfers [1,2] $ '000	as at 30/06/26 Balance at end of financial year $ '000
Property, infrastructure, plant and equipment								
Reconciliation of property, infrastructure, plant and equipment								
Property								
Land	2.7	84,272	–	(306)	–	(82)	93	83,977
Land under roads		300,698	253	–	–	–	12	300,963
Total land		**384,970**	**253**	**(306)**	**–**	**(82)**	**105**	**384,940**
Buildings	2.7,3.3	107,158	–	2,275	(2,037)	(30)	4,166	111,532
Total buildings		**107,158**	**–**	**2,275**	**(2,037)**	**(30)**	**4,166**	**111,532**
Total property		**492,128**	**253**	**1,969**	**(2,037)**	**(112)**	**4,271**	**496,472**
Plant and equipment								
Plant	2.7,3.3	3,786	–	–	(678)	(320)	1,743	4,531
Furniture and Fittings	2.7,3.3	2,716	–	–	(614)	(3)	397	2,496
Cultural and heritage	3.3	5,138	–	243	(2)	–	1,622	7,001
Total plant and equipment		**11,640**	**–**	**243**	**(1,294)**	**(323)**	**3,762**	**14,028**
Infrastructure								
Roads	2.7,3.3	227,498	1,679	4,596	(5,114)	(645)	6,880	234,894
Stormwater	2.7,3.3	108,924	623	27,221	(1,996)	(798)	965	134,939
Parks and open space	2.7,3.3	36,744	183	1,030	(1,575)	(83)	2,118	38,417
Total infrastructure		**373,166**	**2,485**	**32,847**	**(8,685)**	**(1,526)**	**9,963**	**408,250**
Works in progress								
Parks and open Space		458	1,885	–	–	–	(2,036)	307
Buildings		7,098	13,739	–	–	–	(6,959)	13,878
Plant		383	1,420	–	–	–	(1,743)	60
Furniture and Fittings		446	545	–	–	–	(868)	123
Roads		4,652	5,825	–	–	–	(8,622)	1,855
Stormwater		464	240	–	–	–	(612)	92
Total works in progress		**13,501**	**23,654**	**–**	**–**	**–**	**(20,840)**	**16,315**
Total property, infrastructure, plant and equipment		**890,435**	**26,392**	**35,059**	**(12,016)**	**(1,961)**	**(2,844)**	**935,065**

(1) Transfers includes movement in Assets Held for Sale for Steele Street $91,220

continued on next page ...

Notes to the Financial Statements
for the year ended 30 June 2026

Note 6. Non-current assets (continued)

(2) Transfers includes donated grandstand to Devonport City Soccer Club ($2,935,263)

continued on next page ...

Agenda - ANNUAL GENERAL MEETING - 26 OCTOBER 2026 ATTACHMENTS

Attachment 5.1.1 Annual- Report-2026

PAGE 104

Devonport City Council

Notes to the Financial Statements

for the year ended 30 June 2026

Note 6. Non-current assets (continued)

2025	Note	as at 30/06/24 Balance at beginning of financial year $ '000	Asset class movements: Acquisition of assets $ '000	Revaluation increments (decrements) (Note 9.1) [1] $ '000	Depreciation and amortisation (Note 3.3) $ '000	Written down value of disposals $ '000	Transfers [2] $ '000	as at 30/06/25 Balance at end of financial year $ '000
Reconciliation of property, infrastructure, plant and equipment								
Property								
Land	2.7	76,924	–	9,509	–	(1,630)	(531)	84,272
Land under roads		278,727	–	21,971	–	–	–	300,698
Total land		**355,651**	**–**	**31,480**	**–**	**(1,630)**	**(531)**	**384,970**
Buildings	3.3	100,163	15	5,003	(2,184)	–	4,161	107,158
Total buildings		**100,163**	**15**	**5,003**	**(2,184)**	**–**	**4,161**	**107,158**
Total property		**455,814**	**15**	**36,483**	**(2,184)**	**(1,630)**	**3,630**	**492,128**
Plant and equipment								
Plant, machinery and equipment	2.7,3.3	3,415	–	–	(549)	(463)	1,383	3,786
Fixtures, fittings and furniture	2.7,3.3	2,759	–	–	(550)	(18)	525	2,716
Cultural and heritage	3.3	5,051	–	48	(1)	–	40	5,138
Total plant and equipment		**11,225**	**–**	**48**	**(1,100)**	**(481)**	**1,948**	**11,640**
Infrastructure								
Roads	2.7,3.3	163,404	596	59,094	(4,930)	(990)	10,324	227,498
Drainage	2.7,3.3	105,111	286	2,462	(1,922)	(364)	3,351	108,924
Parks and open space		33,051	4	962	(1,316)	(86)	4,129	36,744
Total infrastructure		**301,566**	**886**	**62,518**	**(8,168)**	**(1,440)**	**17,804**	**373,166**
Works in progress								
Parks and open Space		4,604	807	–	–	–	(4,953)	458
Buildings		3,183	7,954	–	–	–	(4,039)	7,098
Plant		381	1,354	–	–	–	(1,352)	383
Furniture and Fittings		965	552	–	–	–	(1,071)	446
Roads		7,915	7,195	–	–	–	(10,458)	4,652
Stormwater		973	1,663	–	–	–	(2,172)	464
Total works in progress		**18,021**	**19,525**	**–**	**–**	**–**	**(24,045)**	**13,501**
Total property, infrastructure, plant and equipment		**786,626**	**20,426**	**99,049**	**(11,452)**	**(3,551)**	**(663)**	**890,435**

(1) Land under roads revaluation increased by $445K with Land reduced by $445K

continued on next page ...

Notes to the Financial Statements
for the year ended 30 June 2026

Note 6. Non-current assets (continued)

(2) Transfers includes movement in Assets moved to Assets Held for Sale for Steele Street and Edward St $664,062

continued on next page ...

Agenda - ANNUAL GENERAL MEETING - 26 OCTOBER 2026 ATTACHMENTS

Attachment 5.1.1 Annual- Report-2026

PAGE 106

Notes to the Financial Statements
for the year ended 30 June 2026

Note 6. Non-current assets (continued)

Accounting policy

Recognition and measurement of assets
Acquisitions of assets are initially recorded at cost. Cost is determined as the fair value of the assets given as consideration plus costs incidental to the acquisition.

Property, plant and equipment and infrastructure received in the form of contributions, are recognised as assets and revenues at fair value by Council valuation where that value exceeds the recognition thresholds for the respective asset class. Fair value is the price that would be received to sell the asset in an orderly transaction between market participants at the measurement date.
Where assets are constructed by Council, cost includes all materials used in construction, direct labour, borrowing costs incurred during construction, and an appropriate share of directly attributable variable and fixed overheads.

The following classes of assets have been recognised. In accordance with Council's policy, the threshold limits detailed below have applied when recognising assets within an applicable asset class and unless otherwise stated are consistent with the prior year:

	Threshold $
Land	0
Land under roads	0
Buildings	5,000
Plant	1,000
Furniture and Fittings	1,000
Cultural and heritage	0
Infrastructure assets	
Roads	5,000
Stormwater	2,000
Parks and Open Space	2,000

continued on next page ...

Devonport City Council

Notes to the Financial Statements
for the year ended 30 June 2026

Note 6. Non-current assets (continued)

Revaluation
Council has adopted the following valuation bases for its non-current assets:

Land	Fair Value
Land under roads	Fair Value
Parks and Open Space	Fair Value
Buildings	Fair Value
Plant	Cost
Furniture and Fittings	Cost
Cultural and Heritage	Fair Value
Roads	Fair Value
Stormwater	Fair Value

At balance date, Council reviewed the carrying value of the individual classes of assets measured at fair value to ensure that each asset class materially approximated its fair value. Council values on a class basis and not by an asset by asset basis.

Council undertakes a formal revaluation of land, buildings, and infrastructure assets on a regular basis to ensure valuations represent fair value. Valuations are performed either by experienced Council officers or independent experts. Between such valuations, Council considers, and when necessary, applies indexation to assets to ensure the carrying values continue to represent fair values. In 2026, Council has formally revalued stormwater assets, with buildings and roads, parks and opens space and land was revalued utilising relevant indices.
Council also undertook reallocation of all Land Under Road Assets and classified them based on planning scheme.
Fair value valuations are determined in accordance with a valuation hierarchy. Changes to the valuation hierarchy will only occur if an external change in the restrictions or limitations of use on an asset results in changes to the permissible or practical highest and best use of the asset.

Council applies AASB 136 Impairment of Assets to determine whether an asset is impaired and accounts for any identified impairment loss as described. For 2026, no assets were identified as impaired.

continued on next page ...

Notes to the Financial Statements
for the year ended 30 June 2026

Note 6. Non-current assets (continued)

	Property $ '000	Total $ '000
6.2 Right-of-use assets		
a) Right-of-use assets		
2026		
Opening Balance at 1 July 2025	768	768
Additions	–	–
Disposals	–	–
Depreciation expense	(63)	(63)
Balance at 30 June 2026	705	705
2025		
Opening Balance at 1 July 2024	831	831
Additions	–	–
Disposals	–	–
Depreciation expense	(63)	(63)
Balance at 30 June 2025	768	768

Accounting policy

Leases - Council as Lessee
In contracts where Council is a lessee, Council recognises a right-of-use asset and a lease liability at the commencement date of the lease, unless the short-term or low-value exemption is applied. Refer to note 7.3 for details on accounting policy of lease liability.

A right-of-use asset is initially measured at cost comprising the initial measurement of the lease liability adjusted for any lease payments made before the commencement date (reduced by lease incentives received), plus initial direct costs incurred in obtaining the lease and an estimate of costs to be incurred in dismantling and removing the underlying asset, restoring the site on which it is located or restoring the underlying asset to the condition required by the terms and conditions of the lease.

All right-of-use assets are measured as described in the accounting policy for property, infrastructure, plant and equipment in note 6.1. Also, Council applies AASB 136 *Impairment of Assets* to determine whether a right-of-use asset is impaired and accounts for any identified impairment loss as described in the aforesaid note.

Right-of-use assets are depreciated over the shorter period of lease term and useful life of the underlying asset. If a lease transfers ownership of the underlying asset or the cost of the right-of-use asset reflects that the Council expects to exercise a purchase option, the related right-of-use asset is depreciated over the useful life of the underlying asset. The depreciation starts at the commencement date of the lease.

Notes to the Financial Statements
for the year ended 30 June 2026

Note 7. Current liabilities

	2026 $ '000	2025 $ '000

7.1 Trade and other payables

Current		
Trade creditors & accruals	6,248	5,521
Rates and charges in advance	1,262	928
Trust funds	270	198
Other	74	71
Total current trade and other payables	7,854	6,718

Accounting policy

Trade and other payables
General Creditors are unsecured, not subject to interest charges and are normally settled within 30 days of invoice receipt.

Rates and charges in advance represent amounts received by Council prior to the commencement of the rating or charging period. Revenue is recognised by Council at the beginning of the rating or charge period to which the advance payment relates.

Amounts received as deposits and retention amounts controlled by Council are recognised as Trust funds until they are returned or forfeited.

For ageing analysis of trade and other payables, refer to note 9.9(c).

7.2 Provisions

	Annual leave $ '000	Long service leave $ '000	Total $ '000
2026			
Balance at the beginning of the financial year	1,312	1,829	3,141
Additional provisions	1,220	367	1,587
Amounts used	(1,162)	(198)	(1,360)
Balance at the end of the financial year	1,370	1,998	3,368
Current [1]	1,370	1,420	2,790
Non-current	–	578	578
Total	1,370	1,998	3,368
2025			
Balance at the beginning of the financial year	1,342	1,774	3,116
Additional provisions	1,172	245	1,417
Amounts used	(1,202)	(190)	(1,392)
Balance at the end of the financial year	1,312	1,829	3,141
Current [1]	1,312	1,315	2,627
Non-current	–	514	514
Total	1,312	1,829	3,141

(1) Of the current amount for long service leave, the expected amount to be paid in next financial year is $213K.

continued on next page ...

Devonport City Council

Notes to the Financial Statements

for the year ended 30 June 2026

Note 7. Current liabilities (continued)

Accounting policy

Employee benefits

i) Short term obligations

Liabilities for wages and salaries, including non-monetary benefits, annual leave and accumulating sick leave expected to be wholly settled within 12 months after the end of the period in which the employees render the related service are recognised in respect of employees' services up to the end of the reporting period and are measured at the amounts expected to be paid when the liabilities are settled. The liability for annual leave is recognised in the provision for employee benefits. All other short-term employee benefit obligations are presented as payables.

ii) Other long term employee benefit obligations

The liability for long service leave and annual leave which is not expected to be wholly settled within 12 months after the end of the period in which the employees render the related service is recognised in the provision for employee benefits and measured as the present value of expected future payments to be made in respect of services provided by employees up to the end of the reporting period using the projected unit credit method. Consideration is given to expected future wage and salary levels, experience of employee departures and periods of service. Expected future payments are discounted using market yields at the end of the reporting period on national government bonds with terms to maturity and currency that match, as closely as possible, the estimated future cash outflows. The obligations are presented as current liabilities in the statement of financial position if the entity does not have an unconditional right to defer settlement for at least twelve months after the reporting date, regardless of when the actual settlement is expected to occur.

iii) Sick leave

No accrual is made for sick leave as Council experience indicates that, on average, sick leave taken in each reporting period is less than the entitlement accruing in that period, and this experience is expected to recur in future reporting periods. Council does not make payment for untaken sick leave.

iv) Defined benefit plans

A liability or asset in respect of defined benefit superannuation plans would ordinarily be recognised in the statement of financial position, and measured as the present value of the defined benefit obligation at the reporting date plus unrecognised actuarial gains (less unrecognised actuarial losses) less the fair value of the superannuation fund's assets at that date and any unrecognised past service cost. The present value of the defined benefit obligation is based on expected future payments which arise from membership of the fund to the reporting date, calculated annually by independent actuaries using the projected unit credit method. Consideration is given to expected future wage and salary levels, experience of employee departures and periods of service. However, when this information is not reliably available, Council accounts for its obligations to defined benefit plans on the same basis as its obligations to defined contribution plans i.e as an expense when it becomes payable.

Council makes superannuation contributions for a number of its employees to the Quadrant Defined Benefits Fund (the Fund), a sub-fund of CareSuper. The Quadrant Defined Benefits Fund has been classified as a multi-employer sponsored plan. As the Fund's assets and liabilities are pooled and are not allocated by employer, the Actuary is unable to allocate benefit liabilities, assets and costs between employers. As provided under paragraph 34 of AASB 119 *Employee Benefits*, Council does not use defined benefit accounting for these contributions.

v) Defined contribution plans

Contributions to defined contribution plans are recognised as an expense as they become payable. Prepaid contributions are recognised as an asset to the extent that a cash refund or a reduction in the future payments is available.

continued on next page ...

Devonport City Council

Notes to the Financial Statements

for the year ended 30 June 2026

Note 7. Current liabilities (continued)

	2026 $ '000	2025 $ '000
7.3 Lease Liabilities		
Current		
Lease liabilities	58	56
Total current lease liabilities	58	56
Non-current		
Lease liabilities	695	754
Total non-current lease liabilities	695	754
Total Lease Liabilities	754	810

Lease liabilities are secured by the related underlying assets. Future minimum lease payments were as follows:

	Minimum lease payments due						
	Within 1 Year $ '000	1-2 Years $ '000	2-3 Years $ '000	3-4 Years $ '000	4-5 Years $ '000	After 5 Years $ '000	Total $ '000
As at 30 June 2026							
Lease payments	81	49	49	49	49	744	1,021
Finance charges	(23)	(22)	(21)	(20)	(19)	(162)	(267)
Net present value	58	27	28	29	30	582	754
As at 30 June 2025							
Lease payments	81	81	49	49	49	793	1,102
Finance charges	(25)	(23)	(22)	(21)	(20)	(181)	(292)
Net present value	56	58	27	28	29	612	810

Accounting policy

Leases - Council as Lessee

The lease liability is measured at the present value of outstanding payments that are not paid at balance date, discounted by using the rate implicit in the lease. Where this cannot be readily determined then Council's incremental borrowing rate for a similar term with similar security is used.

The lease liability is subsequently measured by increasing the carrying amount to reflect interest on the lease liability (using the effective interest method) and by reducing the carrying amount to reflect the lease payments made.

Short-term leases and leases of low-value assets

Council has elected not to recognise right-of-use assets and lease liabilities for short-term leases i.e. leases with a lease term of 12 months or less and leases of low-value assets i.e., when the new value of the leased asset when new is $10,000 or less. Council recognises the lease payments associated with these leases as expense on a straight-line basis over the lease term.

continued on next page ...

Devonport City Council

Notes to the Financial Statements

for the year ended 30 June 2026

Note 7. Current liabilities (continued)

	2026 $ '000	2025 $ '000
7.4 Contract liabilities		
Current		
Grants received in advance:		
Funds received to acquire or construct an asset controlled by Council	18,069	19,918
Funds received prior to performance obligation being satisfied (Upfront payments)	58	129
Total grants received in advance	18,127	20,047
Total current contract liabilities	18,127	20,047

Non-current

Accounting policy

Council recognised the following contractual liabilities:

i) Grants received in advance includes funding for the construction of improvements to construct an indoor sports stadium for sporting facilities. The funds received are under an enforceable contract which require Council to construct an identified asset which will be under Council's control on completion. The revenue is recognised as Council constructs the asset and the contract liability reflects the funding received which cannot yet be recognised as revenue.

ii) Upfront payments of funds from contracts with customers are recognised as a contract liability until performance obligations are satisfied. Revenue is recognised as performance obligations are progressively fulfilled.

Devonport City Council

Notes to the Financial Statements

for the year ended 30 June 2026

Note 8. Non-current liabilities

	2026 $ '000	2025 $ '000
8.1 Interest-bearing loans and borrowings		
Current		
Borrowings - secured	753	28,656
	753	28,656
Non-current		
Borrowings - secured	36,789	14,895
	36,789	14,895
Total	37,542	43,551
a) The maturity profile for Council's borrowings is:		
Not later than one year	753	28,656
Later than one year and not later than five years	24,723	1,824
Later than five years	12,066	13,071
Total	37,542	43,551

Accounting policy

Interest bearing liabilities
The borrowing capacity of Council is limited by the *Local Government Act 1993*. Interest bearing liabilities are initially recognised at fair value, net of transaction costs incurred. Subsequent to initial recognition these liabilities are measured at amortised cost. Any difference between the proceeds (net of transaction costs) and the redemption amount is recognised in the Statement of Comprehensive Income over the period of the liability using the effective interest method.

Interest is expensed as it accrues and no interest has been capitalised during the current or comparative reporting period. There have been no defaults or breaches of the loan agreement during the period. Borrowings are secured by way of mortgages over the general rates of the Council.

Loans as at 30 June 2026 include a variable rate loan with a facility limit of $6.6M that matures in 2031, with a residual balance of $6.06M, a fixed interest loan of $16.05M that matures in 2031 with a residual balance of $14.85M, and a fixed interest loan of $14.9M that matures in 2041 with a residual balance of $6.7M.

Devonport City Council

Notes to the Financial Statements

for the year ended 30 June 2026

Note 9. Other financial information

	Note	Balance at beginning of reporting year $ '000	Increment $ '000	Decrement $ '000	Balance at end of reporting year $ '000
9.1 Reserves					
(a) Asset revaluation reserves					
2026					
Property					
Land		67,667	–	(306)	67,361
Land under roads		197,581	–	–	197,581
Buildings		22,116	2,275	–	24,391
		287,364	2,275	(306)	289,333
Plant and equipment					
Cultural and Heritage		1,147	243	–	1,390
		1,147	243	–	1,390
Infrastructure					
Roads		341,865	4,596	–	346,461
Stormwater		45,123	27,221	–	72,344
Parks and open space		12,271	1,030	–	13,301
		399,259	32,847	–	432,106
Other					
Associate	5.1	9,886	–	(34)	9,852
		9,886	–	(34)	9,852
Total asset revaluation reserves		697,656	35,365	(340)	732,681
2025					
Property					
Land		58,158	9,509	–	67,667
Land under roads		175,610	21,971	–	197,581
Buildings		17,112	5,004	–	22,116
		250,880	36,484	–	287,364
Plant and equipment					
Cultural and Heritage		1,099	48	–	1,147
		1,099	48	–	1,147
Infrastructure					
Roads		282,770	59,095	–	341,865
Stormwater		42,661	2,462	–	45,123
Parks and open space		11,309	962	–	12,271
		336,740	62,519	–	399,259
Other					
Associate	5.1	3,453	6,433	–	9,886
		3,453	6,433	–	9,886
Total asset revaluation reserves		592,172	105,484	–	697,656

continued on next page ...

Devonport City Council

Notes to the Financial Statements

for the year ended 30 June 2026

Note 9. Other financial information (continued)

The asset revaluation reserve was established to capture the movements in asset valuations upon the periodic revaluation of Council's assets.

	Balance at beginning of reporting year $ '000	Increment $ '000	Decrement $ '000	Balance at end of reporting year $ '000
(b) Fair value reserve				
2026				
Equity Investment assets				
Investment in TasWater	18,092	3,056	–	21,148
Total fair value reserve	18,092	3,056	–	21,148
2025				
Equity Investment assets				
Investment in TasWater	16,283	1,809	–	18,092
Total fair value reserve	16,283	1,809	–	18,092

Council has to designate its investment in Taswater as an equity investment at fair value through other comprehensive income. Subsequent changes in fair value are reflected in the reserve and will not be reclassified through the profit or loss when derecognised.

	2026 $ '000	2025 $ '000
Total reserves	**753,829**	**715,748**

continued on next page ...

Devonport City Council

Notes to the Financial Statements

for the year ended 30 June 2026

Note 9. Other financial information (continued)

	2026 $ '000	2025 $ '000
9.2 Reconciliation of Operating Result		
Result from continuing operations	21,694	12,318
Depreciation/amortisation	12,016	11,452
Depreciation of right-of-use assets	63	63
Profit/(loss) on disposal of property, infrastructure, plant and equipment	1,433	1,325
Contributions - Non-monetary assets	(2,737)	(901)
Net share of net profits of associates and joint ventures	(2,611)	(1,386)
Capital grants received specifically for new or upgraded assets	(17,403)	(10,109)
Investment revenue from Taswater	(1,420)	(1,310)
Other investments	(754)	(598)
Change in assets and liabilities:		
Decrease/(increase) in trade and other receivables	123	(405)
Decrease/(increase) in other assets	200	(196)
Increase/(decrease) in trade and other payables	1,909	(1,478)
Increase/(decrease) in provisions	227	25
Increase/(decrease) in contract liabilities	(71)	–
Net cash provided by/(used in) operating activities	12,669	8,800

continued on next page ...

Devonport City Council

Notes to the Financial Statements

for the year ended 30 June 2026

Note 9. Other financial information (continued)

9.3 Reconciliation of liabilities arising from financing activities

Liabilities arising from financing activities are liabilities for which cash flows were, or future cash flows will be, classified in the Statement of Cash Flows as cash flows from financing activities.

	Interest-bearing loans and borrowings $ '000	Lease liabilities $ '000
2026		
Balance as at 1 July 2025	43,551	810
Changes from financing cash flows:		
Cash repayments	(6,009)	(56)
Balance as at 30 June 2026	37,542	754
2025		
Balance as at 1 July 2024	44,671	865
Changes from financing cash flows:		
Cash repayments	(1,120)	(55)
Balance as at 30 June 2025	43,551	810

	Note	2026 $ '000	2025 $ '000
9.4 Reconciliations of cash and cash equivalents			
Cash and cash equivalents	4.1	51,399	47,763
		51,399	47,763
Total Reconciliations of Cash & Cash Equivalents		51,399	47,763
9.5 Financing arrangements			
Bank overdraft		100	100
Credit card facilities		70	70
Total facilities		170	170
Used facilities		43	49
Used facilities		43	49
Unused facilities		127	121

continued on next page ...

Devonport City Council

Notes to the Financial Statements

for the year ended 30 June 2026

Note 9. Other financial information (continued)

9.6 Superannuation

Council makes superannuation contributions for a number of its employees to the Quadrant Defined Benefits Fund (the Fund), a sub-fund of CareSuper. The Fund has been classified as a multi-employer sponsored plan. As the Fund's assets and liabilities are pooled and are not allocated by employer, the Actuary is unable to allocate benefit liabilities, assets and costs between employers. As provided under paragraph 34 of AASB 119 *Employee Benefits*, Council does not use defined benefit accounting for these contributions.

For the year ended 30 June 2026 the Council contributed 0% of employees' gross income to the Fund. Assets accumulate in the Fund to meet member benefits as they accrue, and if assets within the fund are insufficient to satisfy benefits payable, the Council is required to meet its share of the deficiency.

Deloitte Consulting Pty Ltd undertook the last actuarial review of the Fund at 30 June 2023. The review disclosed that at that time the net market value of assets available for funding member benefits was $48,442,000, the value of vested benefits was $39,789,000, the surplus over vested benefits was $8,653,000, the value of total accrued benefits was $39,479,000, and the number of members was 77. These amounts relate to all members of the Fund at the date of valuation and no asset or liability is recorded in the CareSuper's financial statements for Council employees.

The financial assumptions used to calculate the Accrued Benefits for the Fund were:

Net Investment Return	4.50% p.a.
Salary Inflation	3.50% p.a.
Price Inflation	n/a

The actuarial review concluded that:

- The value of assets of the Fund was adequate to meet the liabilities of the Fund in respect of vested benefits as at 30 June 2023.
- The value of assets of the Fund was adequate to meet the value of the liabilities of the Fund in respect of accrued benefits as at 30 June 2023.

Based on the assumptions used, and assuming the Employer contributes at the levels described below, the value of the assets is expected to continue to be adequate to meet the value of the liabilities of the Fund in respect of vested benefits at all times during the period up to 30 June 2028.

Given the strong financial position of the Fund, the Actuary recommended that the Council continue their contribution holiday and contribute 0% of salaries towards the defined benefit arrangements in the Fund from 1 July 2024 until 1 July 2027. This contribution rate is subject to normal review processes which include reviewing the contribution rate if needed to respond to extreme movements in financial markets. In addition, employers pay contributions towards defined benefit members' accumulation accounts where required by agreements.

The Actuary will continue to undertake a brief review of the financial position of the Fund at the end of each financial year to confirm that the contribution rates remain appropriate. The next full triennial actuarial review of the Fund will have an effective date of 30 June 2026 and is expected to be completed late in 2026.

Council also contributes to other accumulation superannuation schemes on behalf of a number of employees; however, the Council has no ongoing responsibility to make good any deficiencies that may occur in those schemes.

During the year Council made the required superannuation contributions for all eligible employees to an appropriate complying superannuation fund as required by the *Superannuation Guarantee (Administration) Act 1992*.

As required in terms of paragraph 148 of AASB 119 Employee Benefits, Council discloses the following details:

The 2023 actuarial review used the "aggregate" funding method. This is a standard actuarial funding method. The results from this method were tested by projecting future fund assets and liabilities for a range of future assumed investment returns. The funding method used is consistent with the method used at the previous actuarial review in 2020.

Under the aggregate funding method of financing the benefits, the stability of the Councils' contributions over time depends on how closely the Fund's actual experience matches the expected experience. If the actual experience differs from that expected, the Councils' contribution rate may need to be adjusted accordingly to ensure the Fund remains on course towards financing members' benefits.

- In terms of Rule 15.2 of the CareSuper Trust Deed (Trust Deed), there is a risk that employers within the Fund may incur an additional liability when an Employer ceases to participate in the Fund at a time when the assets of the Fund are less than members' vested benefits. Each member of the Fund who is an employee of the Employer who is ceasing to Participate is required to be provided with a benefit at least equal to their vested benefit. However, there is no provision in the Trust Deed requiring an employer to make contributions other than its regular contributions up to the date of cessation of contributions.
- The application of Fund assets on CareSuper being wound-up is set out in Rule 20.2. This Rule provides that expenses and taxation liabilities should have first call on the available assets. Additional assets will initially be applied for the benefit of the then remaining members and/or their Dependants in such manner as the Trustee considers equitable and appropriate in accordance with the Applicable Requirements (broadly, superannuation and taxation legislative requirements and other requirements as determined by the regulators).

The Trust Deed does not contemplate the Fund withdrawing from CareSuper.

- The Fund is a defined benefit Fund.

continued on next page ...

Devonport City Council

Notes to the Financial Statements

for the year ended 30 June 2026

Note 9. Other financial information (continued)

- The Fund has been classified as a multi-employer sponsored plan. As the Fund's assets and liabilities are pooled and are not allocated by employer, the Actuary is unable to allocate benefit liabilities, assets and costs between employers. Thus the Fund is not able to prepare standard AASB119 defined benefit reporting.
- During the reporting period the amount of superannuation contributions paid to defined benefits schemes was $0 (2024-25, $0), and the amount paid to accumulation schemes was $1,750,039 (2024-25, $1,642,259).
- During the next reporting period the expected amount of superannuation contributions to be paid to defined benefits schemes is $0, and the amount to be paid to accumulation schemes is $1,917,146.
- As reported on the first page of this note, Assets exceeded accrued benefits as at the date of the last actuarial review, 30 June 2023. Favourable investment returns, since that date, has seen further improvement in the financial position of the Fund. The financial position of the Fund will be fully investigated at the actuarial review as at 30 June 2026.
- An analysis of the assets and vested benefits of sub-funds participating in the Scheme, prepared by Deloitte Consulting Pty Ltd as at 30 June 2025, showed that the Fund had assets of $38.81 million and members' Vested Benefits were $28.97million. These amounts represented 0.07% and 0.05% respectively of the corresponding total amounts for CareSuper.
- As at 30 June 2025 the Fund had 55 members and the total employer contributions and member contributions for the year ending 30 June 2025 were $547,842 and $184,457 respectively.

	2026 $ '000	2025 $ '000
Accumulation funds		
Accumulation Schemes	1,750	1,642
	1,750	1,642

continued on next page ...

Devonport City Council

Notes to the Financial Statements

for the year ended 30 June 2026

Note 9. Other financial information (continued)

9.7 Commitments

The Council has entered into the following commitments. Commitments are not recognised in the Statement of Financial Position. Commitments are disclosed at their nominal value and presented inclusive of the GST payable.

	Not later than 1 year $ '000	Later than 1 year and not later than 5 years $ '000	Later than 5 years $ '000	Total $ '000
2026				
Capital expenditure commitments				
Buildings	47,675	–	–	47,675
Total capital expenditure commitments	47,675	–	–	47,675
Contractual commitments				
Contractual commitments at end of financial year but not recognised in the financial report are as follows:				
Purchase commitments for building materials & services	13	–	–	13
Purchase commitments for road materials & services	1,315	–	–	1,315
Purchase commitments for other materials & services	899	–	–	899
Total contractual commitments	2,227	–	–	2,227
2025				
Buildings	4	–	–	4
Roads	2,044	–	–	2,044
Other (Stormwater)	36	–	–	36
Total capital expenditure commitments	2,084	–	–	2,084
Contractual commitments				
Contractual commitments at end of financial year but not recognised in the financial report are as follows:				
Purchase commitments for building materials & services	869	–	–	869
Purchase commitments for road materials & services	183	–	–	183
Purchase commitments for other materials & services	985	–	–	985
Total contractual commitments	2,037	–	–	2,037

9.8 Contingent liabilities and contingent assets

(a) Contingent liabilities

There are no known claims pending against Council which would exceed current insurance arrangements held at 30 June 2026.

Accounting Policy

Contingent assets and contingent liabilities are not recognised in the Statement of Financial Position, but are disclosed by way of a note and, if quantifiable, are measured at nominal value. Contingent assets and liabilities are presented inclusive of GST receivable or payable respectively.

9.9 Financial instruments

Managing financial risk

Council has exposure to the following risks from its use of financial instruments:

(a) Interest rate risk

continued on next page ...

Devonport City Council

Notes to the Financial Statements
for the year ended 30 June 2026

Note 9. Other financial information (continued)

(b) Credit risk
(c) Liquidity risk; and
(d) Market risk.

The Chief Executive Officer has overall responsibility for the establishment and oversight of Council's risk management framework. Risk management policies are established to identify and analyse risks faced by Council, to set appropriate risk limits and controls, and to monitor risks and adherence to limits.

continued on next page ...

Notes to the Financial Statements
for the year ended 30 June 2026

Note 9. Other financial information (continued)

(a) Interest Rate Risk

Interest rate risk refers to the risk that the value of a financial instrument or cash flows associated with the instrument will fluctuate due to changes in market interest rates. Interest rate risk arises from interest bearing financial assets and liabilities used. Non-derivative interest bearing assets are predominantly short term liquid assets. Council's interest rate liability risk arises primarily from long term loans and borrowings at fixed rates which exposes us to fair value interest rate risk.
Council's loan borrowings are sourced from major Australian banks by a tender process. Finance leases are sourced from major Australian financial institutions. Overdrafts are arranged with major Australian banks. We manage interest rate risk on our net debt portfolio by:
- ensuring access to diverse sources of funding;
- reducing risks of refinancing by managing in accordance with target maturity profiles; and
- setting prudential limits on interest repayments as a percentage of rate revenue.

We manage the interest rate exposure on our debt portfolio by appropriate budgeting strategies and obtaining approval for borrowings from the Department of Treasury and Finance each year.

Investment of surplus funds is made with approved financial institutions under the *Local Government Act 1993*. Council manage interest rate risk by adopting an investment policy that ensures:
- conformity with State and Federal regulations and standards,
- capital protection,
- appropriate liquidity,
- diversification by credit rating, financial institution and investment product,
- monitoring of return on investment,
- benchmarking of returns and comparison with budget.

Maturity will be staggered to provide for interest rate variations and to minimise interest rate risk.
The exposure to interest rate risk and the effective interest rates of financial assets and non-lease financial liabilities, both recognised and unrecognised, at balance date are as follows. For lease liabilities refer to note 7.3.

continued on next page ...

Devonport City Council

Notes to the Financial Statements

for the year ended 30 June 2026

Note 9. Other financial information (continued)

	Weighted average interest rate	Floating interest rate	Fixed interest maturing in			Non-interest bearing	Total
			1 year or less	Over 1 to 5 years	More than 5 years		
		$ '000	$ '000	$ '000	$ '000	$ '000	$ '000
2026							
Financial assets							
Cash and cash equivalents	4.64%	47,351	–	–	–	4,048	51,399
Trade and other receivables	0.00%	–	28	156	35	3,506	3,725
Investment in TasWater		–	–	–	–	97,545	97,545
Total financial assets		47,351	28	156	35	105,099	152,669
Financial liabilities							
Trade and other payables		–	–	–	–	7,584	7,584
Trust funds and deposits		–	–	–	–	270	270
Interest-bearing loans and borrowings	3.48%	6,600	–	16,047	14,895	–	37,542
Total financial liabilities		6,600	–	16,047	14,895	7,854	45,396
Net financial assets (liabilities)		40,751	28	(15,891)	(14,860)	97,245	107,273

continued on next page ...

Devonport City Council

Notes to the Financial Statements

for the year ended 30 June 2026

Note 9. Other financial information (continued)

2025							
Financial assets							
Cash and cash equivalents	4.89%	44,967	–	–	–	2,797	47,764
Trade and other receivables	0.00%	–	28	151	69	3,569	3,817
Investment in TasWater		–	–	–	–	94,489	94,489
Total financial assets		44,967	28	151	69	100,855	146,070
Financial liabilities							
Trade and other payables		–	–	–	–	6,520	6,520
Trust funds and deposits		–	–	–	–	198	198
Interest-bearing loans and borrowings	3.15%	11,600	16,951	–	15,000	–	43,551
Total financial liabilities		11,600	16,951	–	15,000	6,718	50,269
Net financial assets (liabilities)		33,367	(16,923)	151	(14,931)	94,137	95,801

continued on next page ...

Devonport City Council

Notes to the Financial Statements

for the year ended 30 June 2026

Note 9. Other financial information (continued)

(b) Credit risk

Credit risk

Credit risk is the risk that a contracting entity will not complete its obligations under a financial instrument and cause Council to make a financial loss. Council have exposure to credit risk on some financial assets included in our Statement of Financial Position. To help manage this risk:

- we have a policy for establishing credit limits for the entities we deal with;
- we may require collateral where appropriate; and
- we only invest surplus funds with financial institutions which have a recognised credit rating specified in our investment policy.

Credit risk arises from Council's financial assets, which comprise cash and cash equivalents, and trade and other receivables. Council's exposure to credit risk arises from potential default of the counterparty, with a maximum exposure equal to the carrying amount of these instruments. Exposure at balance date is addressed in each applicable policy note. Council generally trades with recognised, creditworthy third parties, and as such collateral is generally not requested, nor is it Council's policy to securitise its trade and other receivables.

It is Council's policy that some customers who wish to trade on credit terms are subject to credit verification procedures including an assessment of their credit rating, financial position, past experience and industry reputation. In addition, receivable balances are monitored on an ongoing basis with the result that Council's exposure to bad debts is not significant.

The maximum exposure to credit risk at balance date in relation to each class of recognised financial asset is represented by the carrying amount of those assets as indicated in the Statement of Financial Position.

Council may also be subject to credit risk for transactions which are not included in the Statement of Financial Position, such as when Council provides a guarantee for another party. Details of our contingent liabilities are disclosed in note 9.8.

Credit quality of contractual financial assets that are neither past due nor impaired

	Financial Institutions (AAA credit rating) $ '000	Government agencies (BBBB credit rating) $ '000	Other (min BBB credit rating) $ '000	Not Rated $ '000	Total $ '000
2026					
Cash and cash equivalents	51,339	–	–	–	51,339
Trade and other receivables	–	–	–	3,065	3,065
Total contractual financial assets	51,339	–	–	3,065	54,404
2025					
Cash and cash equivalents	47,764	–	–	–	47,764
Trade and other receivables	–	–	–	3,336	3,336
Total contractual financial assets	47,764	–	–	3,336	51,100

continued on next page ...

Notes to the Financial Statements
for the year ended 30 June 2026

Note 9. Other financial information (continued)

	2026 $ '000	2025 $ '000

Ageing of trade and other receivables
At balance date other debtors representing financial assets were past due but not impaired. These amounts relate to a number of independent customers for whom there is no recent history of default. The ageing of the Council's Trade and Other Receivables was:

Current (not yet due)	1,716	2,229
Past due by up to 30 days	175	43
Past due between 31 and 180 days	101	14
Past due between 181 and 365 days	26	288
Past due by more than 1 year	405	149
Total trade and other receivables	2,423	2,723

Ageing of individually impaired trade and other receivables
At balance date, other debtors representing financial assets with a nominal value of $2,423,329 (2024-25: $2,728,505) were owing. The amount of the provision raised against these debtors was $60,477 (2024-25: $17,328). The individually impaired debtors relate to general and sundry debtors and have been impaired as a result of their doubtful collection. Many of the long outstanding past due amounts have been lodged with Council's debt collectors or are on payment arrangements.

	2026 $ '000	2025 $ '000

The ageing of trade and other receivables that have been individually determined as impaired at reporting date was:

Current (not yet due)	–	–
Past due by up to 30 days	–	–
Past due between 31 and 180 days	29	3
Past due between 181 and 365 days	15	–
Past due by more than 1 year	16	14
Total trade and other receivables	60	17

continued on next page ...

Notes to the Financial Statements
for the year ended 30 June 2026

Note 9. Other financial information (continued)

(c) Liquidity risk

Liquidity risk includes the risk that, as a result of our operational liquidity requirements:
- we will not have sufficient funds to settle a transaction on the date;
- we will be forced to sell financial assets at a value which is less than what they are worth; or
- we may be unable to settle or recover a financial asset at all.

To help reduce these risks we:
- have a liquidity policy which targets a minimum and average level of cash and cash equivalents to be maintained;
- have readily accessible standby facilities and other funding arrangements in place;
- have a liquidity portfolio structure that requires surplus funds to be invested within various bands of liquid instruments;
- monitor budget to actual performance on a regular basis; and
- set limits on borrowings relating to the percentage of loans to rate revenue and percentage of loan principal repayments to rate revenue.

The Council's exposure to liquidity risk is deemed insignificant based on prior periods' data and current assessment of risk. The table below lists the contractual maturities for non-lease Financial Liabilities. For lease liabilities refer to note 7.3.

These amounts represent the discounted cash flow payments (ie principal only).

Financial liabilities

	6 mths or less $ '000	6-12 months $ '000	1 - 2 years $ '000	2 - 5 years $ '000	> 5 years $ '000	Contracted cash flow $ '000	Carrying amount $ '000
2026							
Trade and other payables	7,584	–	–	–	–	7,584	7,584
Trust funds and deposits	–	270	–	–	–	270	270
Interest-bearing loans and borrowings	362	389	793	23,931	12,066	37,541	37,542
Total financial liabilities	7,946	659	793	23,931	12,066	45,395	45,396
2025							
Trade and other payables	6,520	–	–	–	–	6,520	6,520
Trust funds and deposits	–	198	–	–	–	198	198
Interest-bearing loans and borrowings	563	28,092	432	1,393	13,071	43,551	43,551
Total financial liabilities	7,083	28,290	432	1,393	13,071	50,269	50,269

continued on next page ...

Notes to the Financial Statements
for the year ended 30 June 2026

Note 9. Other financial information (continued)

(d) Market risk

Market risk is the risk that the fair value or future cash flows of our financial instruments will fluctuate because of changes in market prices. Council's exposures to market risk are primarily through interest rate risk with only insignificant exposure to other price risks and no exposure to foreign currency risk. Refer to the previous Interest Rate risk discussion for details on market risk exposures.

Sensitivity disclosure analysis

Taking into account past performance, future expectations, economic forecasts, and management's knowledge and experience of the financial markets, Council believes the following movements are 'reasonably possible' over the next 12 months: (Base rates are sourced from Reserve Bank of Australia):

- A parallel shift of + 2% and -1% in market interest rates (AUD)

The table below discloses the impact on net operating result and equity for each category of financial instruments held by Council at year-end, if the above movements were to occur.

		Interest rate risk -1% -100 basis points		Interest rate risk +2% +200 basis points	
		Profit	Equity	Profit	Equity
	$ '000	$ '000	$ '000	$ '000	$ '000
2026					
Financial assets:					
Cash and cash equivalents	51,399	(514)	(514)	1,028	1,028
Financial liabilities:					
Interest-bearing loans and borrowings	6,600	66	66	(132)	(132)
2025					
Financial assets:					
Cash and cash equivalents	47,763	(478)	(478)	956	956
Financial liabilities:					
Interest-bearing loans and borrowings	11,600	116	116	(232)	(232)

continued on next page ...

Devonport City Council

Notes to the Financial Statements

for the year ended 30 June 2026

Note 9. Other financial information (continued)

Fair value

The aggregate net fair values of financial assets and financial liabilities, both recognised and unrecognised, at balance date are as follows:

	Total carrying amount as per the Statement of Financial Position 2026 $ '000	Total carrying amount as per the Statement of Financial Position 2025 $ '000	Aggregate net fair value 2026 $ '000	Aggregate net fair value 2025 $ '000
Financial instruments				
Financial assets				
Cash and cash equivalents	51,399	47,764	51,399	47,764
Trade and other receivables	3,725	3,834	3,725	3,834
Investment in TasWater	97,545	94,489	97,545	94,489
Total financial assets	152,669	146,087	152,669	146,087
Financial liabilities				
Trade and other payables	7,584	6,520	7,584	6,520
Trust funds and deposits	270	198	270	198
Interest-bearing loans and borrowings	37,542	43,551	37,542	43,551
Total financial liabilities	45,396	50,269	45,396	50,269

continued on next page ...

Devonport City Council

Notes to the Financial Statements

for the year ended 30 June 2026

Note 9. Other financial information (continued)

9.10 Fair value measurements

Council measures and recognises the following assets at fair value on a recurring basis:

Investment in TasWater
Property, infrastructure plant and equipment

- Land
- Land under roads
- Buildings
- Roads
- Stormwater
- Parks & open space
- Cultural & heritage

Council also has assets measured at fair value on a non-recurring basis as a result of being reclassified as assets held for sale. These assets are disclosed in note 4.3. A description of the valuation techniques and the inputs used to determine the fair value of these assets is included below under the heading 'Assets held for sale'.

Council does not measure other financial liabilities at fair value on a recurring basis.

continued on next page ...

Devonport City Council

Notes to the Financial Statements

for the year ended 30 June 2026

Note 9. Other financial information (continued)

a) Fair Value Hierarchy

AASB 13 *Fair Value Measurement* requires all assets and liabilities measured at fair value to be assigned to a level in the fair value hierarchy as follows:

Level 1:	Unadjusted quoted prices in active markets for identical assets or liabilities that the entity can access at the measurement date.
Level 2:	Inputs other than quoted prices included within level 1 that are observable for the asset or liability, either directly or indirectly.
Level 3:	Unobservable inputs for the asset or liability.

The table below shows the assigned level for each asset and liability held at fair value by the Council. The table presents the Council's assets and liabilities measured and recognised at fair value at 30 June 2026.

The fair values of the assets are determined using valuation techniques which maximise the use of observable data, where it is available, and minimise the use of entity specific estimates. If one or more of the significant inputs is not based on observable market data, the asset is included in level 3. This is the case for Council infrastructure assets which are of a specialist nature and for which there is no active market for similar or identical assets. These assets are valued using a combination of observable and unobservable inputs.

	Note	Level 2 $ '000	Level 3 $ '000	Total $ '000
As at 30 June 2026				
Recurring fair value measurements				
Investment in TasWater	5.2	–	97,545	97,545
Land	6.1	83,977	–	83,977
Land under roads	6.1	300,963	–	300,963
Buildings	6.1	81,522	30,010	111,532
Roads	6.1	–	234,894	234,894
Stormwater	6.1	–	134,939	134,939
Parks & open space	6.1	–	38,417	38,417
Cultural and Heritage	6.1	–	7,001	7,001
		466,462	542,806	1,009,268
Non-recurring fair value measurements				
Assets held for sale	4.3	2,391	–	2,391
		2,391	–	2,391
As at 30 June 2025				
Recurring fair value measurements				
Investment in TasWater	5.2	–	94,489	94,489
Land	6.1	84,272	–	84,272
Land under roads	6.1	300,698	–	300,698
Buildings	6.1	95,603	11,554	107,157
Roads	6.1	–	227,497	227,497
Stormwater	6.1	–	108,924	108,924
Parks & open space	6.1	–	36,744	36,744
Cultural and Heritage	6.1	5,137	–	5,137
		485,710	479,208	964,918
Non-recurring fair value measurements				
Assets held for sale	4.3	2,434	–	2,434
		2,434	–	2,434

(b) Highest and best use

AASB 13 *Fair Value Measurement*, requires the fair value of non-financial assets to be calculated based on their "highest and best use". All assets valued at fair value in this note are being used for their highest and best use.

continued on next page ...

Devonport City Council

Notes to the Financial Statements
for the year ended 30 June 2026

Note 9. Other financial information (continued)

(c) Valuation techniques and significant inputs used to derive fair values

Investment in TasWater

Refer to note 5.2 for details of valuation techniques used to derive fair values.

Land

Land fair values were determined by the Valuer-General as at 1 July 2021 with values being adopted as of 30 June 2022. In March this year the Valuer General issued indexation rates for the following land use classes:

Residential	1.35
Commercial	1.25
Industrial	1.25
Primary Production	1.35
Community Services	1.25
Other	1.25

The indices remain unchanged from prior year, therefore no valuation change required

Level 2 valuation inputs were used to value land in freehold title as well as land used for special purposes, which is restricted in use under current planning provisions.

Land under roads

Land under roads fair value is based on valuations determined by the office of the Valuer-General using site values adjusted for englobo (undeveloped and/or unserviced) characteristics, access rights, private interests of other parties and entitlements of infrastructure assets and services.

In June 2024, effective 2024 financial year, the Valuer-General issued the new rates for the following land use classes:

	Residential	Commercial	Industrial	Primary Production	Community Services	Other
Municipality	M2 Rate	M2 Rate	M2 Rate	M2 Rate	M2 Rate	M2 Rate
108 - DEVONPORT	80.8	122.9	30.64	2.64	18.36	11.96

These rates remain unchanged from prior year, therefore no valuation change required.

Buildings

Building Assets were previously revalued in 2025, then indexed in 2026 using appropriate rates. Since that date to ensure the current values represent fair value, Council applied a cumulative index of 2.1% as at 30 June 2026 which is the twelve month change for Non-Residential Building & Construction Index (Tasmania).

Buildings of a specialised nature were subject to full revaluation in 2025. Since that date to ensure the current values represent fair value, Council applied a cumulative index of 2.1% as at 30 June 2026 which is the twelve month change for Non-Residential Building & Construction Index (Tasmania). These buildings have been classified as level 3 in the Table above

Infrastructure assets

All Council infrastructure assets are assessed at fair value using written down current replacement cost (CRC). This valuation comprises the asset's gross replacement cost (GRC) less accumulated depreciation calculated on the basis of such cost to reflect the already consumed or expired future economic benefits of the asset. Council first determined the gross cost of replacing the full service potential of the asset and then adjusted this amount to take account of the expired service potential of the asset.

CRC was measured by reference to the lowest cost at which the gross future economic benefits of the asset could currently be obtained in the normal course of business. The resulting valuation reflects the cost of replacing the existing economic benefits based on an efficient set of modern equivalent assets to achieve the required level of service output.

continued on next page ...

Devonport City Council

Notes to the Financial Statements

for the year ended 30 June 2026

Note 9. Other financial information (continued)

The unit rates (labour and materials) and quantities applied to determine the GRC of an asset or asset component are generally based on a "Brownfield" assumption meaning that the GRC is determined as the cost of replacement with a new asset excluding components that may not need to be replaced, such as earthworks.

The level of accumulated depreciation for infrastructure assets is determined based on the age of the asset and the useful life adopted by Council for the asset type. Depreciation is applied on a straight line basis. Estimated useful lives are disclosed in Note 3.3.

The calculation of CRC involves a number of inputs that require judgement and are therefore classed as unobservable. While these judgements are made by qualified and experienced staff, different judgements could result in a different valuation. The table at (d) below summarises the effect that changes in the most significant unobservable inputs would have on the valuation.

The methods for calculating CRC are described under individual asset categories below.

Roads, including footpaths & cycleways

A full revaluation of transport assets was completed by Council Staff effective 30 June 2025. Since that date to ensure the current values represent fair value, Council applied an index of 2.0% as at 30 June 2026, which is the average of twelve month change of the Road & Bridge Construction Index (Australia) of 2.1% and the Heavy & Civil Engineering Construction Index (Australia) of 1.8%.

Stormwater
Stormwater Assets were previously revalued in 2023, then indexed in 2024 and 2025 using appropriate rates.

As previously revalued, and in accordance with the Property Plant & Equipment Accounting Policy, Stormwater Assets were revalued using a combination of:

- Replacement rates calculated by experienced and appropriately qualified Council staff, verified by the Infrastructure Manager.
- Indexation of original construction costs. The indexation rate of 2.0% as at 30 June 2026, which is the average of the twelve month change of the Road & Bridge Construction Index (Australia) of 2.1% and the Heavy & Civil Engineering Construction Index (Australia) of 1.8%.applied to identified assets.

Assets which are of a custom design and construction, or if there are very few assets of that type, they are valued based on their original construction cost. This is mainly due to the non-standard nature of the specific installation and/or product, and it is not possible to determine a reasonable standard replacement unity rate.
The table below sets out the adopted revaluation method used for each asset type.

Table: Revaluation Methodology	
Asset Type	Revaluation Method
Pipes	Replacement Rates
Pits	Replacement Rates
Manholes	Replacement Rates
Headwalls	Replacement Rates
Open Drains	Replacement Rates / Indexation
SQIDs	Indexation
Structures	Indexation

Public & Open Space

A full valuation of parks & open space was undertaken by Council staff effective 30 June 2024. Since that date to ensure the current values represent fair value, Council applied an index of 2.7% as at 30 June 2026, which is the general average of the twelve month change of the following for this asset class:

- Hobart Consumer Price Index
- Non-Residential Building & Construction Index (Tasmania)
- Building & Construction Index (Tasmania)
- Building & Construction Index (Australia)
- Heavy & Civil Engineering Construction Index (Australia)
- Road & Bridge Construction Index (Australia)
- LGAT Council Cost Index

continued on next page ...

Devonport City Council

Notes to the Financial Statements
for the year ended 30 June 2026

Note 9. Other financial information (continued)

Cultural & Heritage

The collections held in this asset class relates to the Devonport Regional Gallery art collection, public art assets, Bass Strait Maritime Centre Collection and Sister Cities Collections.

The Devonport Regional Gallery art collection and public art assets were independently valued effective 30 June 2021 and the Bass Strait Maritime Centre Collection and Sister Cities collections were independently valued effective 30 June 2022. Since those dates to ensure the current values represent fair value, Council applied a cumulative index of 3.6% as at 30 June 2026, 1.0% as at 30 June 2025, 3.9% as at 30 June 2024 and 3.7% as at 30 June 2023 to all assets in this class, which is the annual change in the Hobart Consumer Price Index.

Assets held for sale

Assets classified as held for sale during the reporting period were valued at the lower of carrying amount or fair value less costs to sell at the time of reclassification. Market value was used to determine fair value.

(d) Unobservable inputs and sensitivities

The changes in assets and liabilities with recurring fair value measurements are detailed in Note 6.1.

Investment in TasWater, which is classified as Level 3 has been separately disclosed in note 5.2.

(e) Valuation processes

Council's valuation policies and procedures are determined by the Asset Management Team, the Infrastructure Manager and Finance Manager. An Asset Revaluation Paper is prepared each year that is approved by the Chief Executive Officer and referred to the Audit Panel for review.

Council's current policies for the valuation of property, infrastructure, plant and equipment, investments in associates, right of use assets and investment in TasWater are set out in Note 5.1, Note 5.2, Note 6.2 and 6.1.

(f) Assets and liabilities not measured at fair value but for which fair value is disclosed

Council has assets and liabilities which are not measured at fair value, but for which fair values are disclosed in other notes. (refer Note 9.9)

The carrying amounts of trade receivables and trade payables are assumed to approximate their fair values due to their short-term nature (level 2).

Devonport City Council

Notes to the Financial Statements

for the year ended 30 June 2026

Note 10. Other matters

10.1 Related party transactions

(i) Councillor remuneration

Name	Position	Period	Short term employee benefits: Allowances $	Vehicles [1] $	Total Compensation AASB 124 $	Expenses [2] $	Total allowances and expenses section 72 $
2026							
A. Jarman	Mayor	Full Year	99,215	11,879	111,094	17,406	128,500
S. Sheehan	Deputy Mayor	Full Year	50,502	–	50,502	4,528	55,030
G. Enniss	Councillor	Full Year	28,346	–	28,346	3,826	32,172
L. Murphy	Councillor	Full Year	28,346	–	28,346	4,214	32,560
P. Hollister	Councillor	Full Year	28,346	–	28,346	5,327	33,673
D. Viney	Councillor	Full Year	28,346	–	28,346	3,342	31,688
S. Martin	Councillor	Full Year	28,346	–	28,346	2,892	31,238
J. Wilczynski	Councillor	Full Year	28,346	–	28,346	5,064	33,410
A. Moore	Councillor	Full Year	28,346	–	28,346	2,892	31,238
Total			348,139	11,879	360,018	49,491	409,509
2025							
A. Jarman	Mayor	Full Year	92,143	9,107	101,250	18,536	119,786
S. Sheehan	Deputy Mayor	Full Year	46,902	–	46,902	3,756	50,658
G. Enniss	Councillor	Full Year	26,326	–	26,326	6,024	32,350
L. Murphy	Councillor	Full Year	26,326	–	26,326	4,445	30,771
P. Hollister	Councillor	Full Year	26,326	–	26,326	4,490	30,816
D. Viney	Councillor	Full Year	26,326	–	26,326	3,330	29,656
S. Martin	Councillor	Full Year	26,326	–	26,326	6,291	32,617
J. Wilczynski	Councillor	Full Year	26,326	–	26,326	5,181	31,507
A. Moore	Councillor	Full Year	26,326	–	26,326	3,330	29,656
Total			323,327	9,107	332,434	55,383	387,817

(1) Includes total cost of providing and maintaining vehicles provided for private use, including registration, insurance, fuel and other consumables, maintenance cost and parking (including notional value of parking provided at premises that are owned or leased and fringe benefits tax).

(2) Section 72(1)cb of the *Local Government Act 1993* requires the disclosure of expenses paid to Councillors. Expenses includes reimbursements for mobile phone, travel costs, costs for attending Local Government seminars, meals provided at Council meetings and a notional parking benefit of $2,670 (2024/25 : $2,490) per annum.

continued on next page ...

Devonport City Council

Notes to the Financial Statements

for the year ended 30 June 2026

Note 10. Other matters (continued)

(ii) Key management personnel remuneration

			Short term employee benefits			Post employment benefits			
Name	Position	Period	Salary [1] $	Vehicles [2] $	Other allowances and benefits [3] $	Superannuation [4] $	Termination benefits [5] $	Non-monetary benefits [6] $	Total $
2026									
M.Atkins	Chief Executive Officer	Full Year	292,697	31,654	1,292	38,837	–	10,336	374,816
J.Griffith	Deputy CEO	Full Year	218,199	29,125	1,608	27,275	–	3,817	280,024
M.Skirving	Executive Manager	Full Year	189,752	16,668	402	23,719	–	3,244	233,785
K. Lunson	Executive Manager	Full Year	175,590	22,257	402	22,827	–	9,597	230,673
Total			876,238	99,704	3,704	112,658	–	26,994	1,119,298
2025									
M.Atkins	Chief Executive Officer	Full Year	288,555	26,115	1,240	30,680	–	10,753	357,343
J.Griffith	Deputy CEO	Full Year	210,682	28,821	1,608	26,199	–	(802)	266,508
M.Skirving	Executive Manager	Full Year	183,909	18,673	414	22,989	–	5,124	231,109
K. Lunson	Executive Manager	Full Year	168,014	21,582	414	21,842	–	12,873	224,725
Total			851,160	95,191	3,676	101,710	–	27,948	1,079,685

(1) Gross Salary includes all forms of consideration paid and payable for services rendered, compensated absences during the period.

(2) Includes total cost of providing and maintaining vehicles provided for private use, including registration, insurance, fuel and other consumables, maintenance cost and parking (including notional value of parking provided at premises that are owned or leased and fringe benefits tax).

(3) Other allowances and benefits includes all other forms of employment allowances (excludes reimbursements such as travel, accommodation or meals), payments in lieu of leave, and any other compensation paid and payable.

(4) Superannuation means the contribution to the superannuation fund to the individual and salary sacrificed amounts.

(5) Termination benefits include all forms of benefit paid or accrued as a consequence of termination.

(6) Non-monetary benefits include annual and long service leave movements and non-monetary benefits (such as housing, subsidised goods or services etc).

continued on next page ...

Notes to the Financial Statements

for the year ended 30 June 2026

Note 10. Other matters (continued)

(iii) Remuneration principles

Councillors

Councillors receive an allowance from Council in accordance with S340A of the *Local Government Act 1993*. Regulation 42(2) of the *Local Government (General) Regulations 2005* specifies the amount payable to mayors, deputy mayors and Councillors.

Executives

Remuneration levels for key management personnel are set with regard to current market expectations considering the qualifications, skills and experience required for each role.
The employment terms and conditions of senior executives are contained in individual employment contracts and prescribe total remuneration, superannuation, annual and long service leave, vehicle and salary sacrifice provisions. In addition to their salaries, Council also contributes to post-employment superannuation plans on their behalf.

The performance of each senior executive, including the Chief Executive Officer, is reviewed annually which includes a review of their remuneration package. The terms of employment of each senior executive, including the Chief Executive Officer, contain a termination clause that requires the senior executive or Council to provide a minimum notice period prior to termination of the contract. Whilst not automatic, contracts can be extended.

continued on next page ...

Agenda - ANNUAL GENERAL MEETING - 26 OCTOBER 2026 ATTACHMENTS

Attachment 5.1.1 Annual- Report-2026

PAGE 138

Notes to the Financial Statements

for the year ended 30 June 2026

Note 10. Other matters (continued)

(iv) Transactions with related parties

A party is related to an entity if directly or indirectly through one or more intermediaries, the party:

a) controls, is controlled by, or is under common control with the entity (this includes parents, subsidiaries and fellow subsidiaries);
b) has an interest in the entity that gives it significant influence over the entity; or
c) has joint control over the entity

The Council is a member of the Dulverton Regional Waste Management Joint Authority (DRWMA) established under the *Local Government Act 1993* (as amended). Other members of the Dulverton Regional Waste Management Joint Authority are the Central Coast, Latrobe, and Kentish Councils. The primary activity of the Authority is to operate a regional landfill site at Dulverton.
Council engaged Synectic Audit & Assurance Pty Ltd (Synectic) to provide internal audit services during the year. A director of Synectic is a close family member of a KMP. The close family member did not have any direct involvement with the work undertaken.
Council makes membership contributions to Cradle Coast Authority. Cradle Coast Authority is deemed to be a related party due to the Chief Executive Officer and Mayor having authority and responsibility for directing and controlling the activities of the entity indirectly.
Cradle Coast Authority has project managed the construction of the Coastal Pathway which Council has contributed to.

The following transactions occurred with related parties . All transactions were subject to normal terms and conditions:

Receipts from related parties

	2026 $ '000	2025 $ '000
Receipts from related parties		
DRWMA - Commercial office space supplied by Council (subject to lease)	17	3
DRWMA - Utilities and other sundry reimbursements	36	34
DRWMA - Parking	4	3
DRWMA - Distribution received	317	317
CCA - Grant	57	–
DRWMA - Tax equivalents received	754	598
Payments to related parties		
DRWMA - Cost of transfer of waste to the regional facility maintained by DRWMA	4,065	4,496
Synectic - Payment for Internal Audit services	32	47
CCA - Membership Contributions	249	246

Receivable from and payable to related parties
The following balances are outstanding as at 30 June 2026 in relation to transactions with related parties:

Receivable from:DRWMA	–	–

continued on next page ...

Notes to the Financial Statements

for the year ended 30 June 2026

Note 10. Other matters (continued)

	2026 $ '000	2025 $ '000
Payable to: DRWMA	783	133

(v) Transactions with related parties that have not been disclosed

Most of the entities and people that are related parties of council live and operate within the municipality. Therefore, on a regular basis ordinary citizen transactions occur between Council and its related parties. Some examples include:

- Payment of rates on a primary residence
- Dog registration
- Use of Council's swimming pool

Council has not included these types of transaction in its disclosure, where they are made on the same terms and conditions available to the general public.

continued on next page ...

Agenda - ANNUAL GENERAL MEETING - 26 OCTOBER 2026 ATTACHMENTS

Attachment 5.1.1 Annual- Report-2026

PAGE 140

Devonport City Council

Notes to the Financial Statements
for the year ended 30 June 2026

Note 10. Other matters (continued)

10.2 Other significant accounting policies and pending accounting standards

(a) Taxation
Council is exempt from all forms of taxation except Fringe Benefits Tax, Payroll Tax and the Goods and Services Tax.

Goods and services tax (GST)

Revenues, expenses and assets are recognised net of the amount of GST, except where the amount of GST incurred is not recoverable from the Australian Tax Office. In these circumstances the GST is recognised as part of the cost of acquisition of the asset or as part of an item of the expense. Receivables and payables in the balance sheet are shown inclusive of GST.

Cash flows are presented in the Statement of Cash Flows on a gross basis, except for the GST component of investing and financing activities, which are disclosed as operating cash flows.

(b) Impairment of non-financial assets
At each reporting date, Council reviews the carrying value of its assets to determine whether there is any indication that these assets have been impaired. If such an indication exists, the recoverable amount of the asset, being the higher of the asset's fair value less costs to sell and value in use, is compared to the assets carrying value. Any excess of the assets carrying value over its recoverable amount is expensed to the Statement of Other Comprehensive Income, unless the asset is carried at the revalued amount in which case, the impairment loss is recognised directly against the revaluation reserve in respect of the same class of asset to the extent that the impairment loss does not exceed the amount in the revaluation surplus for that same class of asset. For non-cash generating assets of Council such as roads, drains, public buildings and the like, value in use is represented by the deprival value of the asset approximated by its written down replacement cost.

(c) Allocation between current and non-current
In the determination of whether an asset or liability is current or non-current, consideration is given to the time when each asset or liability is expected to be settled. The asset or liability is classified as current if it is expected to be settled within the next twelve months, being Council's operational cycle, or if Council does not have an unconditional right to defer settlement of a liability for at least 12 months after the reporting date.

(d) Contingent assets, contingent liabilities and commitments
Contingent assets and contingent liabilities are not recognised in the Statement of Financial Position, but are disclosed by way of a note and, if quantifiable, are measured at nominal value. Contingent assets and liabilities are presented inclusive of GST receivable or payable respectively.

Commitments are not recognised in the Statement of Financial Position. Commitments are disclosed at their nominal value inclusive of the GST payable.

(e) Budget
The estimated revenue and expense amounts in the Statement of Other Comprehensive Income represent original budget amounts and are not audited.

(f) Adoption of new and amended accounting standards
In the current year, Council has reviewed and assessed all the new and revised Standards and Interpretations issued by the Australian Accounting Standards Board, and determined that none would have a material effect on Council's operations or financial reporting.

(g) Pending Accounting Standards
Certain new accounting standards and interpretations have been published that are not mandatory for 30 June 2026 reporting periods.

Council's assesses the impact of these new standards. As at 30 June 2026 there were no new accounting standards or interpretations issued by the AASB which are applicable for the year ending 30 June 2026 that are expected to impact Council.

continued on next page ...

Devonport City Council

Notes to the Financial Statements

for the year ended 30 June 2026

Note 10. Other matters (continued)

	Parking 2026 $ '000	Parking 2025 $ '000	Waste Management 2026 $ '000	Waste Management 2025 $ '000	Paranaple Convention Centre 2026 $ '000	Paranaple Convention Centre 2025 $ '000
10.3 Significant business activities						
The operating capital and competitive neutrality costs of the Council's significant business activities:						
Revenue						
Fees and charges	2,486	2,327	7,440	6,835	1,415	1,167
Other	1,713	1,651	67	129	10	7
Total revenue	4,199	3,978	7,507	6,964	1,425	1,174
Expenditure						
Direct						
Employee costs	379	389	697	666	513	470
Materials and Contracts	1,257	1,307	5,672	5,542	1,058	1,217
Levies and taxes	276	249	620	673	36	35
Total expenses	1,912	1,945	6,989	6,881	1,607	1,722
Capital costs						
Depreciation expense	201	245	74	52	245	245
Opportunity cost of capital	794	703	111	68	264	258
(Gain) / loss on sale of non-current assets	–	9	–	–	266	3
Total capital costs	995	957	185	120	775	506
Calculated surplus/(deficit)	1,292	1,076	333	(37)	(957)	(1,054)
Competitive neutrality costs						
Taxation equivalent	388	323	100	–	–	–
Tax equivalent rate	30.00%	30.00%	30.00%	30.00%	30.00%	30.00%
Total competitive neutrality costs	388	323	100	–	–	–

Accounting policy

Council is required to report the operating, capital and competitive neutrality costs in respect of each significant business activity undertaken by the Council. Council's disclosure is reconciled above. Council has determined, based upon materiality, that Parking, Waste Management, and the Paranaple Convention Centre are considered significant business activities.

In preparing the information disclosed in relation to significant business activities, the following assumptions have been applied:

- the opportunity cost of capital is calculated at 3.48% (2024/25 3.15%) of assets; and
- income tax equivalents are calculated using the company tax rate

continued on next page ...

Devonport City Council

Notes to the Financial Statements

for the year ended 30 June 2026

Note 10. Other matters (continued)

10.4 Management indicators

	2026	2025	2024	2023
(a) Underlying surplus or deficit				
Net result for the year	21,694	12,318	14,127	9,169
Less non-operating income				
Contributions - non-monetary assets	(2,737)	(901)	(5,593)	(2,690)
Adjusted for timing on Financial Assistance Grants	(1,210)	949	475	(1,141)
Grants capital	(17,403)	(10,109)	(5,432)	(4,041)
Add non-operational expenses				
Donated assets	2,935	–	–	–
Capital works completed on assets not owned by Council	788	295	118	334
Grant - Devonport Soccer Club	–	–	1,500	–
Underlying surplus/deficit	4,067	2,552	5,195	1,631

The intent of the underlying result is to show the outcome of a council's normal or usual day to day operations.

	Benchmark	2026	2025	2024	2023
(b) Underlying surplus ratio					
Underlying surplus or deficit		4,067	2,552	5,195	1,631
Recurrent income		58,609	52,672	50,357	47,622
Underlying surplus ratio %	0%	6.94%	4.85%	10.32%	3.42%

This ratio serves as an overall measure of financial operating effectiveness.
The ratio reflects Council's goal to break-even and is reasonably consistent with the benchmark for the period reported.

	2026	2025	2024	2023
(c) Net financial liabilities				
Current cash and cash equivalents	51,399	47,763	28,391	21,500
Current trade and other receivables	3,532	3,624	3,246	4,416
Liquid assets	54,931	51,387	31,637	25,916
less:				
total liabilities	(67,644)	(74,267)	(58,737)	(54,736)
Net financial liabilities	(12,713)	(22,880)	(27,100)	(28,820)

This measure shows whether Council's total liabilities can be met by its liquid assets. An excess of total liabilities over liquid assets means that, if all liabilities fell due at once, additional revenue would be needed to fund the shortfall.

continued on next page ...

Devonport City Council

Notes to the Financial Statements

for the year ended 30 June 2026

Note 10. Other matters (continued)

	Benchmark	2026	2025	2024	2023
(d) Net financial liabilities ratio					
Net financial liabilities		(12,713)	(22,880)	(27,100)	(28,820)
Recurrent income		58,609	52,672	50,357	47,622
Net financial liabilities ratio %	0% - 50%	(21.69)%	(43.44)%	(53.82)%	(60.52)%

This ratio indicates the net financial obligations of Council compared to its recurrent income.

The result over the reported period is inside the benchmark, demonstrating Council's ability to actively manage debt levels and repayment schedules through the Long Term Financial Plan.

	Benchmark	2026	2025	2024	2023
(e) Asset consumption ratio					
An asset consumption ratio has been calculated in relation to each asset class required to be included in the long-term strategic asset management plan of Council.					
Buildings					
Fair value (Carrying amount)		111,532	107,158	100,162	95,981
Current replacement cost (Gross)		155,253	148,013	154,320	144,869
Asset consumption ratio %	40% - 60%	71.84%	72.40%	64.91%	66.25%
Transport infrastructure					
Fair value (Carrying amount)		234,894	227,498	163,405	156,126
Current replacement cost (Gross)		400,014	386,779	365,155	346,787
Asset consumption ratio %	40% - 60%	58.72%	58.82%	44.75%	45.02%
Stormwater					
Fair value (Carrying amount)		134,939	108,924	105,111	100,215
Current replacement cost (Gross)		193,994	199,638	192,382	182,416
Asset consumption ratio %	40% - 60%	69.56%	54.56%	54.64%	54.94%
Parks and open space					
Fair value (Carrying amount)		38,417	36,744	33,050	32,672
Current replacement cost (Gross)		63,562	60,077	54,792	52,577
Asset consumption ratio %	40% - 60%	60.44%	61.16%	60.32%	62.14%

This ratio indicates the level of service potential available in Council's existing asset base.

Council have set a benchmark for this ratio of between 40% and 60% in the Long Term Financial Plan. This ratio measures the extent to which depreciable assets have been consumed by comparing their written down value to their replacement cost.

continued on next page ...

Devonport City Council

Notes to the Financial Statements

for the year ended 30 June 2026

Note 10. Other matters (continued)

	Benchmark	2026	2025	2024	2023
(f) Asset renewal funding ratio					
An asset renewal funding ratio has been calculated in relation to each asset class required to be included in the long-term strategic asset management plan of Council.					
Buildings					
Projected capital funding outlays**		69,197	77,774	44,571	41,174
Projected capital expenditure funding***		69,197	77,774	44,571	41,174
Asset renewal funding ratio %	90-100%	100.00%	100.00%	100.00%	100.00%
Transport Infrastructure					
Projected capital funding outlays**		62,483	55,589	41,681	44,547
Projected capital expenditure funding***		62,483	55,589	41,681	44,547
Asset renewal funding ratio %	90-100%	100.00%	100.00%	100.00%	100.00%
Stormwater					
Projected capital funding outlays**		21,721	19,906	11,425	4,766
Projected capital expenditure funding***		21,721	19,906	11,425	4,766
Asset renewal funding ratio %	90-100%	100.00%	100.00%	100.00%	100.00%
Parks and open space					
Projected capital funding outlays**		42,415	17,826	12,176	9,285
Projected capital expenditure funding***		42,415	17,826	12,176	9,285
Asset renewal funding ratio %	90-100%	100.00%	100.00%	100.00%	100.00%

** Current value of projected capital funding outlays for an asset identified in Council's long-term financial plan.
*** Value of projected capital expenditure funding for an asset identified in Council's long-term strategic asset management plan.

This ratio measures Council's capacity to fund future asset replacement requirements, by comparing the budgeted renewal expenditure to the projected capital expenditure requirements in the Asset Management Plans. This ratio should be considered over a longer period of time, at least 10 years to assess if Council is adequately funding the renewal of its assets. Council adopted a Financial Management Strategy in June 2022 which included a Long Term Financial Plan to 30 June 2032. That Plan included data that demonstrated Council has, on average over the 10 year life of the Plan, provided funding to renew assets in accordance with the Strategic Asset Management Plan.

As well as adopting a Strategic Asset management Plan in 2022, Council prepared a 10 year Forward Works Program which was adopted as part of the 2023/24 budget process. All renewal expenditure identified in the 10 year Forward Works Program is funded in the Financial Management Strategy. A progressive condition assessment for all asset classes is currently underway and this information will be reflected in future Asset Management Plans.

The 10 year Forward Works program was subsequently updated and adopted during the 2025/26 budget process and the updated long term financial plan will be put forward for adoption by Council together with the reviewed Financial Management Strategy after finalisation of the 2025/26 Financial Statements.

Projected capital funding outlays for buildings includes the construction of a sport stadium which was identified as a priority in the Sports Infrastructure Master Plan and is intended to be substantially funded through external grants.

continued on next page ...

Devonport City Council

Notes to the Financial Statements

for the year ended 30 June 2026

Note 10. Other matters (continued)

	Benchmark	2026	2025	2024	2023
(g) Asset sustainability ratio					
Capex on replacement/renewal of existing assets		12,521	11,114	9,950	7,790
Annual depreciation expense		12,079	11,515	10,790	9,940
Asset sustainability ratio %	100%	103.66%	96.52%	92.22%	78.37%

This ratio calculates the extent to which Council is maintaining operating capacity through renewal of their existing asset base. Council has experienced a period of investment in new assets and this is reflected in the result for this indicator in the period reported. Council will continue to monitor its performance through the Long Term Financial Plan and manage assets in accordance with the Asset Management Plans.

	Capital renewal expenditure $ '000	Capital new /upgrade expenditure $ '000	Total Capital Expenditure $ '000
2026			
Parks and Open Space	1,348	576	1,924
Buildings	5,799	5,352	11,151
Plant	1,335	116	1,451
Furniture and Fittings	291	291	582
Roads	3,445	2,495	5,940
Stormwater	303	248	551
Total	12,521	9,078	21,599
2025			
Parks and Open Space	529	614	1,143
Buildings	3,091	4,154	7,245
Plant	1,574	–	1,574
Furniture and Fittings	429	170	599
Roads	5,214	2,169	7,383
Stormwater	277	1,297	1,574
Total	11,114	8,404	19,518

Devonport City Council

Notes to the Financial Statements

for the year ended 30 June 2026

Matthew Atkins
Chief Executive Officer
22 September 2026

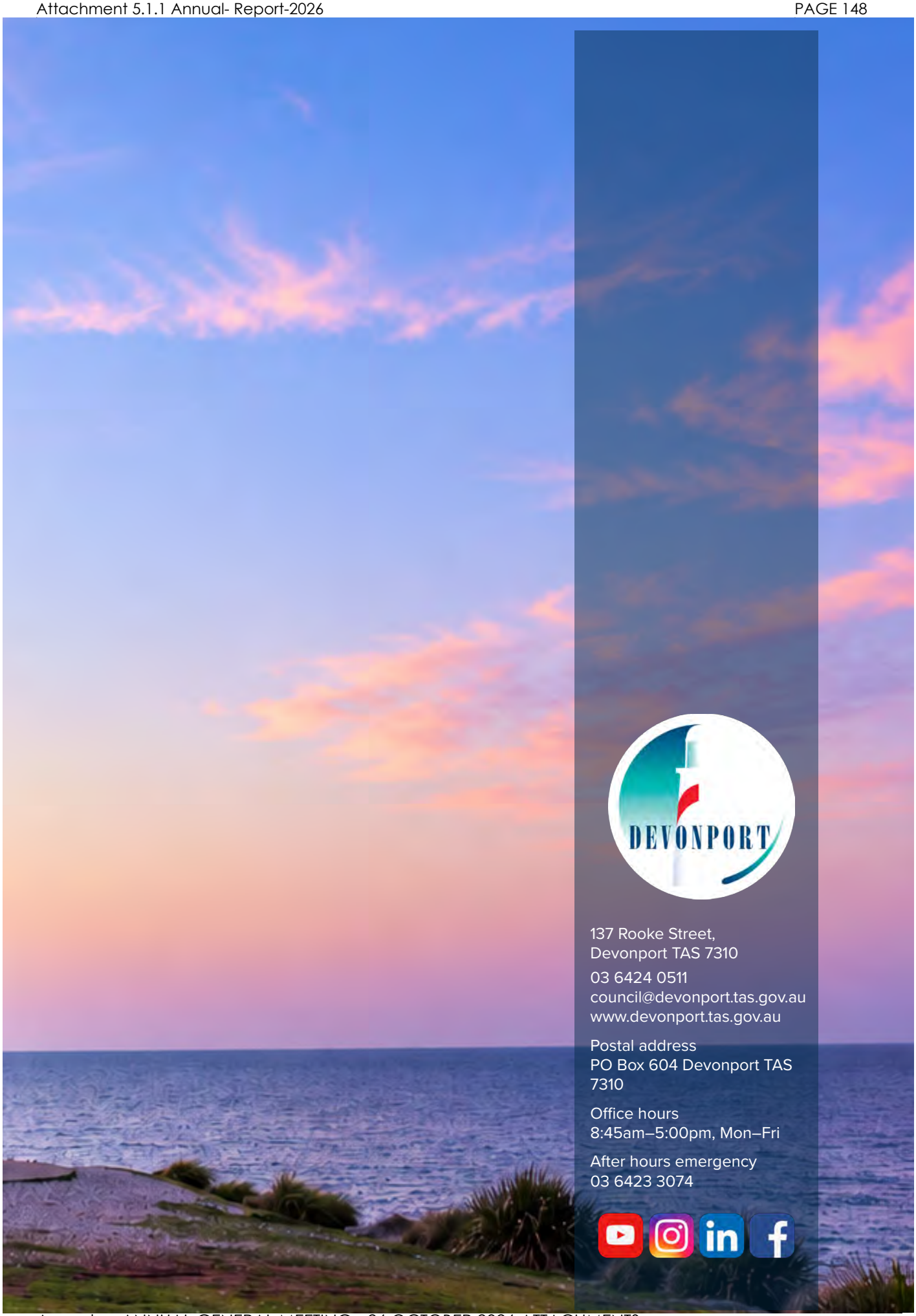

137 Rooke Street,
Devonport TAS 7310

03 6424 0511
council@devonport.tas.gov.au
www.devonport.tas.gov.au

Postal address
PO Box 604 Devonport TAS 7310

Office hours
8:45am–5:00pm, Mon–Fri

After hours emergency
03 6423 3074