

## COUNCIL MEETING - 28 MARCH 2022 ATTACHMENTS

<b>3.2.1 RESPONSES TO QUESTIONS RAISED AT PRIOR MEETINGS.....</b>	<b>2</b>
3.2.1.1 RESPONSE TO QUESTIONS WITHOUT NOTICE - 28 FEBRUARY 2022 - D JANNEY.....	2
3.2.1.2 RESPONSE TO QUESTIONS WITHOUT NOTICE - 28 FEBRUARY 2022 - T SMITH.....	3
<b>3.2.2 QUESTIONS ON NOTICE FROM THE PUBLIC.....</b>	<b>5</b>
3.2.2.1 QUESTIONS ON NOTICE - 28 MARCH 2022 - MR TREVOR SMITH.....	5
3.2.2.2 QUESTIONS ON NOTICE - 28 MARCH 2022 - MR R VELLACOTT.....	6
<b>5.3 RECOGNITION OF ACHIEVEMENTS BY NORTH WEST COASTERS.....</b>	<b>7</b>
5.3.1 1.1 STEPS IN HISTORY - PROPOSAL BY RODNEY CROOME & VICKI RUSSELL.....	7
<b>6.3 GENERAL MANAGER'S REPORT.....</b>	<b>16</b>
6.3.1 CURRENT AND PREVIOUS MINUTES RESOLUTIONS - MARCH 2022.....	16
<b>6.5 GENERAL MANAGEMENT, PEOPLE &amp; FINANCE AND CORPORATE SERVICES REPORT JANUARY AND FEBRUARY 2022.....</b>	<b>17</b>
6.5.1 CONSOLIDATED FINANCIAL REPORT.....	17
<b>6.7 ELECTED MEMBERS EXPENSE REPORT TO 28 FEBRUARY 2022.....</b>	<b>27</b>
6.7.1 COUNCILLOR REMUNERATION SCHEDULE 2021-22 - YTD 28 FEBRAURY 2022.....	27



## DEVONPORT CITY COUNCIL

ABN: 47 611 446 016

PO Box 604 Devonport TAS 7310 – 137 Rooke Street, Devonport

Telephone 03 6424 0511

Email [council@devonport.tas.gov.au](mailto:council@devonport.tas.gov.au) Web [www.devonport.tas.gov.au](http://www.devonport.tas.gov.au)

8 March 2022

Mr D Janney  
23 Watkinson Street  
DEVONPORT TAS 7310

Dear Mr Janney

### **RESPONSE TO QUESTION WITHOUT NOTICE RAISED MONDAY 28 FEBRUARY 2022**

I write in response to your question without notice, taken on notice at the Council Meeting on Monday, 28 February 2022, as outlined below.

**Q1.** When is the Council going to remove the cycle tracks on Wright Street and at Tasport's expense?

### **Response**

The new Bass Strait ferries and changes to freight services will result in increased demand on the East Devonport road network. Council is liaising with TasPorts on determining the scope and timing of upgrades. However, precise timing is yet to be determined.

Provision of improved facilities for cyclists is an identified requirement for the project and part of the detail to be developed as the project progresses.

Yours sincerely

Matthew Atkins  
GENERAL MANAGER



*The City with Spirit*



## DEVONPORT CITY COUNCIL

ABN: 47 611 446 016

PO Box 604 Devonport TAS 7310 – 137 Rooke Street, Devonport

Telephone 03 6424 0511

Email [council@devonport.tas.gov.au](mailto:council@devonport.tas.gov.au) Web [www.devonport.tas.gov.au](http://www.devonport.tas.gov.au)

7 March 2022

Mr T Smith  
7 Glen Court  
DEVONPORT TAS 7310

Dear Mr Smith

### **RESPONSE TO QUESTIONS WITHOUT NOTICE RAISED MONDAY 28 FEBRUARY 2022**

I write in response to your questions without notice, taken on notice at the Council Meeting on Monday, 28 February 2022, as outlined below.

**Q1.** It has been stated in the Media, at the end of January 2022.

Councils around Tasmania were strongly encouraged by the Premier to ban the use of Jumping Castles and Orb Balls. Wynyard Council has made the decision to ban Jumping Castles and Orb Balls on Council Property. Both Launceston and Glenorchy Councils, which are larger in size than Devonport, have also made the same decision.

Why has the Devonport Council been lagging behind, to make a decision on this issue?

Surely the Ratepayers of Devonport are entitled to know your decision immediately, after this tragedy happened in December 2021?

### **Response provided at the meeting**

The General Manager advised that Council have made a decision that if any requests are made for zorb balls or jumping castles on Council land, that Council would not be approving their use, whilst the investigation into Hillcrest is continuing. Council did not make a big deal of this through the media but confirmed that the position of Council is that we would not be allowing those items to be used on council land.

**Q2.** With regard to your reply to my question, from last month's agenda, about the footpath crossover points, at the front of Energy Point at 142 Don Road and at the front of Taxi Combined at 143 Don Road.

Your reply was very non transparent to the Ratepayers of Devonport. Your Engineers are paid at least over \$100,000 a year. Your workforce would have followed the Engineers instructions, to put it where it is.

Why couldn't it have been located at least 10-20 metres further up the road. How many other blunders like this have happened? Can it be moved up further?



*The City with Spirit*

- 2 -

**Response**

As per Council's previous response the current location is considered appropriate for the reasons outlined.

**Q3.** I sent 4 questions, for Questions on notice on the 9-2-2022, to be replied to, in the Agenda for tonight's meeting on 28-2-2022.

Did you receive my e-mail and if yes, why have they not been answered in the Agenda for tonight's ordinary meeting?

The questions were all different from what I have asked before the Council.

**Response provided at the meeting**

The Mayor indicated that that the email must not have been received as the questions would have been included in the Agenda if it had been received.

A further check occurred following the meeting and no record of additional questions can be found.

Yours sincerely



Matthew Atkins  
GENERAL MANAGER

**From:** trevor trevor  
**Sent:** Mon, 14 Mar 2022 22:57:42 +0000  
**To:** Cr Jarman; Mayor Rockliff; Cr Murphy; Cr Alexiou; Cr Milbourne; Devonport City Council; Cr Enniss; Cr Laycock; Cr Hollister; Cr Perry  
**Subject:** Questions On Notice for the Councel Meeting 28th March 2022

Question 1-in regards to the sale of Council owned properties/land including buildings.

1. What is the total amount that Council has received from the sale of Council owned properties/ land ,including buildings, from the period of January 2018 to January 2022.
  - 2.How much of the amount received has been used to pay off The Living City Debt?
  3. If no amount has been utilised to pay off debt, then what has the money been used for?
  - 4.Please provide a list of properties that the Council has sold since January 2018 to January 2022;where situated and amounts received for each?
- Please include all of the above and the answers to my questions in the Agenda for the meeting, scheduled for 28<sup>th</sup> of March 2022.
- Trevor Smith 15 -3-2022

QsoN RBV for 28 March 2022 London Plane Tree removal to send

---

FROM- ROBERT B. VELLACOTT  
11 COCKER PLACE  
DEVONPORT 7310

TO – THE GENERAL MANAGER MAYOR AND COUNCILLORS  
PARANAPLE CENTRE 157 ROOKE STREET  
DEVONPORT

20<sup>th</sup> March 2022

Subject - Questions on Notice for DCC meeting 28 March 2022 in regard to the removal of a London Plane tree near the elevated walkway.

Question 1.- I refer to the the removal of the splendid London Plane tree ,which I assess to have been planted about 25 years ago, that was situated in the riverside park land almost directly across from the T junction of Best Street and Formby Road .

The tree I believe was one that was considered suitable to be kept because of, among other creditable attributes, its suitability for the site, its excellent condition, size and most importantly its safe structure and low maintenance. Was this London Plane tree, because of its excellent condition, in fact, ever included in any of the original landscape plans and or noted in the schedule for trees that might be suitable to be retained?

Q2. During any of the consultancy or work shop sessions did anyone -

a) in fact , ask or suggest that the tree as mentioned in question 1 should be left in situ

and or -

b) was there ever any consideration given to modifying the plans, if it was in the way of pathways , so it could remain for, among other things, the immediate shade it could provide and its aesthetic /visual enjoyment it would give to those visiting the park ?

Q3 Please inform -

a) **who made the final decision to remove the London Plane tree? And -**

**b) what was the reason for the tree to be removed, particularly, at such a late stage in the development of the site?**

I will appreciate if all of the above and the answers to my questions are included in the Agenda for the 28th March 2022 ordinary council meeting.

**Bob Vellacott** - Ratepayer

---



# Steps in History

STORIES OF PEOPLE WITH SPIRIT  
A PROPOSAL BY RODNEY CROOME & VICKI RUSSELL

### Vision:

Through sharing the life achievements of ordinary people, the extraordinary is possible.

### Executive Summary:

This project aims to build legacy; to tell the stories of NW Tasmanian people with a focus on their resilience in the face of life challenges; to attract attention to inform residents about people from NW Tasmanian communities who have lived extraordinary lives. Plaques with individual names and a brief story for each will be carved in stone as pavers throughout the Paranalpe Centre Market Square and be accessible via links for greater detail as an audio app for mobile phones or website links.



## PROJECT COORDINATORS

Dr Vicki M Russell PhD is a Churchill Fellow (2001) who worked for 30 years in non-government sector management in the delivery of trauma counselling; alcohol and other drug prevention; and neurodevelopmental disability (Fetal Alcohol Spectrum Disorder). She trained in narrative practice and has a Certificate of Mastery in the Fetal Alcohol-Neurobehavioural approach (USA). Post graduate research focused on FASD as a policy issue, diverse frames of reference and the contested nature of preferred definitions of problems and solutions. Vicki has developed and delivered education and training programs on trauma and FASD to professional and non-professional groups across all levels of prevention. She is a strong believer in bringing a 'voice' to those who go unnoticed in their contribution to Tasmania.

Rodney Croome AM is an equality activist and holds an honorary doctorate from the University of Tasmania. He was made the inaugural recipient of the Tasmanian Humanitarian of the Year Award and awarded the Chris Carter Memorial Award for contributions to the gay and lesbian community by the Australian Democrats in 1991. In January 2001, Rodney was awarded the Centenary Medal for "service and extensive contribution to gay and lesbian law reform" and in June 2003 he was appointed as a Member of the Order of Australia (AM) for "service to the community as a human rights advocate, particularly through promoting tolerance and understanding of the human rights of gay and lesbian people". Rodney was named Tasmanian Australian of the Year for 2015, and consequently was a finalist for 2015 Australian of the Year.

## TESTIMONY

On September 16<sup>th</sup> 2021, the Governor of Tasmania, the Honourable Barbara Baker stated,<sup>1</sup>

Rodney Croome, found Jessie Spinks Rooke's grave at the Wivenhoe Cemetery, Burnie in a dilapidated state. Vicki Russell and Rodney decided to restore the grave. The City of Burnie Lions Club was approached for financial support and there was unanimous agreement that this project would create a Club lasting legacy in the Burnie community. A local grave restorer was contracted to repair the grave and restore the white marble headstone. Rodney initiated the installation of the memorial plaque. On 16 September 2021, Her Excellency the Honourable Barbara Baker, Governor of Tasmania unveiled and commemorated the life and work of Mrs Jessie Spinks Rooke. In closing her address, the Governor stated, "May I, on behalf of all of us here today, say thank you to Vicki and Rodney for your wonderful commitment and dedication to this project to acknowledge and celebrate the life and work of Jessie Spinks Rooke, a remarkable and outstanding woman."

---

<sup>1</sup> Governor of Tasmania, the Honourable. Barbara Baker, Selected Speeches 2021:5  
[https://www.govhouse.tas.gov.au/sites/default/files/speeches/south\\_burnie\\_lions\\_club\\_-\\_unveiling\\_of\\_the\\_restored\\_headstone\\_of\\_jessie\\_spinks\\_rooke.pdf](https://www.govhouse.tas.gov.au/sites/default/files/speeches/south_burnie_lions_club_-_unveiling_of_the_restored_headstone_of_jessie_spinks_rooke.pdf)

## PROJECT PROPOSAL

The **Steps in History** Project was conceived during Vicki and Rodney's work on restoring the grave of leading campaigner for Tasmanian women's right to vote, Jessie Spinks Rooke. We realised there is very little acknowledgement of people like Jessie; North West Coasters who overcame substantial challenges to make an important contribution. We witnessed how Jessie's story inspired our fellow NW Coasters to share her achievements and created a sense of pride.

We believe that same effect would be magnified by highlighting other NW Coasters who have made important contributions; that this proposed project will engender a sense of pride in those NW Coasters, especially young people, who would learn about the great achievements their forebears have accomplished. It is a sad fact that some NW Coasters still grow up with a sense they and the place they come from doesn't matter. We want to dispel that myth.

Outside the Paranaple Centre "is Market Square, alfresco market areas with restaurants, eateries and bars. Parking is provided by the multi-storey 500 space car park and everything is a short stroll to the picturesque Mersey River"<sup>2</sup>. Sitting or wandering through Market Square, one can see hundreds of pavers with hardly a pair of feet walking upon them and yet this space is perfect for the inclusion of individual stories on pavers, to attract and inform local visitors and tourists of how NW Tasmania came to be.

This project proposes names and simple words inscribed on pavers will entice visitors to learn more about people. The list of NW Tasmanian people who have contributed to our communities. is extensive. This is an evolving project as more people who are identified can have their names and stories added. Expanded information can be offered using a device that provides information about the names on pavers may be hired or distributed to visitors or downloaded as an app to mobile phones. Links to the Maritime Centre, Councils, Tasmanian Libraries or the range of history pages on social media to learn more would be supported.

The proposal endeavours to equally reflect gender and cultural diversity challenged by the limitations of historical documentation. It is noticeable however that women's contributions are largely hidden from the documentation of early NW Tasmanian history.

As such, the project fits the Mission of Devonport City Council in **Valuing the past, caring for the present, embracing the future** and how the community has been an is "shaped by a rich cultural heritage and enthusiastically embrace present challenges and future opportunities".<sup>3</sup> Further, the project exemplifies the value we place on **Our People** and respectfully working together by recognising each other's talents, skills, experience and knowledge.<sup>4</sup>

---

<sup>2</sup> Paranaple Convention Centre <https://www.paranapleconventioncentre.com.au/>

<sup>3</sup> Devonport Council accessed online 22 Oct 2021 <https://www.devonport.tas.gov.au/council/your-council/about/>

<sup>4</sup> Ibid

## BENEFITS

1. Through sharing the life achievements of ordinary people, the extraordinary is possible. This will add something different to Galleries, Museums and Cultural Attractions<sup>5</sup> and fulfill the Living City goal of “creating a cultural heart for the region” in central Devonport
2. Provide Devonport with a new visitor attraction as the city seeks to increase post-pandemic visitor numbers
3. Engage individuals in proposing possible names for inclusion on pavers
4. Bring residents and school groups into the day to day use of the Paraple Market Square
5. Spark more appreciation of, and interest in, the history and culture of the NW Coast.
6. Overcome the challenge of past limitations in our recorded history and bring to life the stories of important people to future generations.

As an indication of what can be achieved, the first 5 profiles of 43 possible people for inclusion are presented as follows:

### 1. DAME ENID LYONS (1897-1981) – teacher, writer, political pioneer, advocate for women

Enid Lyons grew up in Smithton, a stone's throw from the storm-tossed Bass Strait she said was one of her greatest loves, and which she crossed many times to make history. Enid was a trainee teacher when she married Joseph Lyons, who later became the first Tasmanian to be Australian Prime Minister. They raised a family of 12 children at their home in Devonport and at the Lodge in Canberra. Enid was renowned as a public speaker, political campaigner and talented writer. In 1943 she became the first woman elected to the Australian House of Representatives and later the first to serve as a member of Cabinet. In office she helped increase welfare payments for women and children. After leaving politics Enid served as a Commissioner for the ABC and authored several books. Despite her accomplishments, history weighed heavily on Enid's shoulders. She later wrote about entering parliament, *“Every eye would be upon me and for a long time to come the value of women in politics would be judged on what I did. Above all, I must never allow my femininity to become a subject for ridicule.”*

### 2. MAX OLDAKER (1907-1972) – musician, singer, actor, composer

As a child growing up in Devonport, Max Oldaker showed great promise as a pianist and singer. Trained at the Royal Academy of Music in London, Max became a British matinee idol and was an understudy to stars such as Noel Coward and Rex Harrison. Upon returning to Tasmania in 1959, Max was elected to the Australian Composers' Guild and continued his onstage performances. As a gay man, Max faced the challenge of living in a state that was intolerant of homosexuality and criminalised it. But he overcame that challenge to be a respected teacher, performer and broadcaster into his old age.

---

<sup>5</sup> <https://www.visitdevonport.com.au/see-do/galleries-museums-cultural-attractions/>

His obituary said *"few Tasmanians have been more widely known, more universally liked, and generously disposed to give the benefit of experience and judgement to the State which gave them birth."*

### 3. MARGARET AITKEN (1839-1924) – immigrant, pioneer, nurse, midwife

The 22 year old "milkmaid" Margaret Aitken was among the many young, poor Scottish migrants who sailed to Tasmania in the 1850s looking for a new life on the NW Coast. She and husband Geordie settled in Thirlstane where they built a farmhouse that still stands and where she bore 19 children. In the absence of doctors or hospitals, Margaret was nurse and midwife to the entire district. She always rode a white horse so those waiting anxiously for her arrival could see her coming from a distance. She raised several of the children whose mothers died in childbirth and fathers could not care for them. A year before Margaret died, an Advocate columnist wrote, *"In many cases Mrs Aitken went out into the cold and relentless stormy nights of winter to nurse a fellow human being through dark hours of sickness and trouble. Many is the sad story that can be told by the good old dame concerning her visits to the weary and heavily-laden."*

### 4. MARY TESTON LUIS BELL (1903-1979)<sup>6</sup> – Commander women's air force

Mary was a serious-looking and ambitious girl who was interested in flight. In February 1940, as commandant, Mary established W.A.T.C. headquarters in Melbourne; she instituted branches in other States and pressed for the formation of a women's air force auxiliary. Shortages of male ground-staff eventually led to the establishment of the Women's Auxiliary Australian Air Force in February 1941 and Mary was appointed staff officer (W.A.A.A.F. administration), with the rank of Acting Flight Officer. Considered to be a 'socialite' and to lack managerial experience, she was overlooked for the post of director and resigned from the W.A.A.A.F. on 5 June. She rejoined the service in October 1942, worked in several directorates and resumed civilian life on 11 April 1945.

### 5. LORIS AILEEN RUSSELL (1903-1999)<sup>7</sup> – educator, gender equity activist

Loris Russell was an activist in education, gender and social equality. Born at Barrington and educated in Tasmanian State schools, in 1919, at the age of 16, the Education Department granted her a probationary studentship to teach in a junior position at Devonport State High School. Over a 42 year career, Loris' influence extended beyond the classroom, encouraging women teachers to fulfil their potential by applying for promotion and by seeking equal pay. Loris wrote: "What has been done by women in other parts of the world can be done here... until all teachers, irrespective of sex, are filling... positions which they can best fill, the Education Department will be wasting much talent it can ill afford to waste'.


---

<sup>6</sup> Thompson J. (1993) 'Mary Teston Luis Bell' In Australian Dictionary of Biography  
<https://adb.anu.edu.au/biography/bell-mary-teston-luis-9972>

<sup>7</sup> Loris Russell  
[https://www.communities.tas.gov.au/csr/programs\\_and\\_services/tasmanian\\_honour\\_roll\\_of\\_women/inductees/2015/loris\\_aileen\\_russell](https://www.communities.tas.gov.au/csr/programs_and_services/tasmanian_honour_roll_of_women/inductees/2015/loris_aileen_russell)



We urge Council's consideration of this project.



**Vicki Russell PhD**  
Email: [vrussell2310@gmail.com](mailto:vrussell2310@gmail.com)  
Tel: 0400 133 107

**Rodney Croome AM**  
Email: [rodney.croome@equal.org.au](mailto:rodney.croome@equal.org.au)  
Tel: 0409 010 668

## OTHER PROFILES

6. SIR EDWARD BRADDON (1829-1904) federalist, foundation member Federal Parliament
7. MARY ELAINE BINKS 1934-2018 – Mayor and community service
8. RUTH FORREST MLC - politician
9. CHRISTINE MILNE 1953 – Teacher, environmentalist and leader of the Australian Greens
10. JESSIE SPINKS ROOKE 1845-1906 – Tasmanian women's vote
11. NORMA JAMIESON 1941 – leadership in respite for carers and rights of the aged and incapacitated
12. HEATHER INNES 1939 – police service leadership, pilot, Olympian
13. DOLLY DALRYMPLE 1808-1864 – Aboriginal matriarch
14. DOROTHY ISABEL MAY FOSTER (1908-1981) - radio producer, scriptwriter and actress
15. EILEEN JOYCE International pianist
16. HANNAH GADSBY comedian, writer, actor and television presenter b. 12 Jan 1978, Smithton
17. MARJORIE BLIGH writer, gardener and community
18. ALANNAH HILL fashion designer
19. EMMA LEE PhD– archaeologist, welder and Aboriginal rights activist.
20. SHIRLEY MCCARRON Mersey Valley Music Festival
21. Dr JESS MELBOURNE-THOMAS International marine research, mother, Rhodes scholar
22. MARY MORRIS educator first school in the Burnie district in 1862.
23. TARERENORERER (or Tarenorerer) (1800-1831) Tasmanian Aboriginal leadership
24. JOSEPH ALLOYSIUS LYONS (1879-1937) politician, state premier and Prime Minister
25. LESLIE LLOYD ROBSON (1931-1990) academic, Tasmanian historian re convicts
26. ZEPHANIAH WILLIAMS 1794-1874 – Coal miner and licensee
27. HENRY HELLYER surveyor, architect
28. DONALD HENRY KAY AM an Australian classical composer.
29. RICHARD FLANAGAN author
30. JUSTIN HEAZLEWOOD songwriter, writer, actor and humourist
31. RICHARD INNES DAVEY 1938-2013) actor, director and writer
32. TIM LANE media commentator and journalist
33. BILL MOLLISON environmental psychology permaculture
34. MICHAEL FIELD politician, Premier of Tasmania and Chancellor UTas
35. BRIAN INDER tourism pioneer Staverton
36. MATTHEW RICHARDSON footballer, media personality
37. TEDDY SHEEAN World War II RAN sailor, posthumous Victoria Cross.
38. DAVID FOSTER champion axeman
39. DR JOHN TOOTH dementia care
40. RICHARD BOVILL rural community
41. SCOTT RANKIN theatre director, writer
42. JAMES 'PHILOSOPHER' SMITH (1827-97), prospector and mining investor
43. KAYTLYN JOHNSON Young Tasmanian of the Year 2021 and Palawa woman, advocate.

## Addendum: ESTIMATED BUDGET

Item	Responsibility	Contributions	Cost Est.
Background research and development of individual stories	Project Managers	In kind	\$00.00
Granite and carving \$1,900 per entry X 20 per year. Cost over 3 years: 2022 - \$38,000 2023 - \$39,000 2024 - \$40,000 Total: \$117,000	Contractor – Harvey Jones, Burnie Rendering	Devonport City Council	\$45,000
		Tas Community Fund or other	\$45,000
		Tasmanian Government	\$15,000
		Go Fund Me – social media, donations from community organisations, and/or family members	\$15,000
Installation of plaques	Devonport City Council	Devonport City Council	\$00.00
TOTAL COST			\$120,000

Current and Previous Minutes Resolution - March 2022					
Meeting Date	Res No.	Item	Status	Assignees	Action Taken
24/08/2020	20/66	Devonport Surf Life Saving Club - Kiosk proposal	In progress	Governance Officer	Advised by Club that they have secured services of draftsman to draw up plans, which will be provided to Council as soon as available.
26/09/2021	21/200	Sale of 116-122 Stony Rise Road	Completed	Governance Officer	Sale contract has been executed
20/12/2021	21/265	Beautification of Don Road Roundabout	Completed	Executive Manager City Growth	Nomination of proposed project location and scope has been made the the State Governments "Gateways" project. Awaiting confirmation of project suitability and funding allocation.
24/01/2022	22/9	Tender Report Contract CT0325 North Fenton Street Renewal	Completed	Infrastructure & Works Manager	Contract awarded in accordance with Council resolution.
24/01/2022	22/10	Tender Report Contract CT0322 William Street Renewal	Completed	Infrastructure & Works Manager	Contract awarded in accordance with Council resolution.
28/02/2022	22/27	Confirmation of Previous Minutes	Completed	Governance Officer	Minutes confirmed
28/02/2022	22/28	Responses to Questions Raised at Prior Meetings	Completed	Governance Officer	Responses to questions noted
28/02/2022	22/29	Questions on Notice from the Public	Completed	Governance Officer	Proposed responses endorsed and their release authorised.
28/02/2022	22/30	AM2021.02 - 86A Gunn Street Devonport - Rezone Recreation Zone	Completed	Planning Administration Officer	Advertised Wednesday 9 March 2022
28/02/2022	22/31	Appointment of Municipal Emergency Management Roles	Completed	Development Services Manager	Letter from General Manager sent to SES regional Planner - Julie Burnhagen
28/02/2022	22/32	Contract for the Supply of Electricity to Unmetered Street Lighting	Completed	Executive Manager City Growth	Contract document executed and returned.
28/02/2022	22/33	Workshops and Briefing Sessions held since the last Council Meeting	Completed	Governance Officer	Report received and information noted
28/02/2022	22/34	Mayor's Monthly Report	Completed	Governance Officer	Report received and information noted
28/02/2022	22/35	General Manager's Report	Completed	Governance Officer	Report received and noted
28/02/2022	22/36	Infrastructure and Works Report	Completed	Infrastructure & Works Manager	Capital Works Program and Forward Capital Works Program updated
28/02/2022	22/37	Development and Health Services Report	Completed	Governance Officer	Report received and noted
28/02/2022	22/38	Signage Strategy 2017-2022 Year Five Status	Completed	Governance Officer	Status of actions noted and noted review of Strategy is underway





## Devonport City Council

### FINANCE REPORT

#### YTD for the month ended February 2022

Contents:	Page
Monthly Finance Report for Council	
Financial Summary	1
Summarised Operating Report, including Financial Charts	2-3
Balance Sheet Report	4
Capital Expenditure Report (with Commitments)	5-8

The operating result for the year to the end of February is favourable with actual revenue being higher than budget by \$958K and actual expenses being lower than budget by \$707K, resulting in an overall favourable variance of \$1.66M. The forecast surplus for the year is \$823K.

#### **Rates & Service Charges - \$61K Favourable**

The favourable variance is due to supplementary notices rates issued and additional income from waste charges. A \$42K forecast adjustment has been made.

#### **Fees and User Charges - \$512K Favourable**

The favourable variances include parking \$123K, Transfer Station \$168K and the sale of goods \$101K (catering, equipment hire, scrap metal). Other favourable variances of note relate to development application fees \$77K and facility hire charges of \$63K.

#### **Grants - Operating - \$43K Favourable**

The favourable variance includes higher than budget quarterly payment of the financial assistance grant of \$54K. This has been offset in part by the timing of recognising other grant income. A forecast adjustment of \$72K for financial assistance grants has been made (\$18K x 4).

#### **Contributions - Operating - \$36K Favourable**

The favourable variance is due to contributions from developers relating to public open space and sponsorship towards New Years Eve fireworks .

#### **Dividend Income - \$115K Favourable**

Favourable variance of \$115K due to higher than budget Dulverton tax equivalent payment received. A forecast adjustment of \$115K has been made.

#### **Interest Income - \$18K Favourable**

Favourable variance is a result of funds on hand that are invested until expended on allocated capital projects.

#### **Other Revenue - \$172K Favourable**

The favourable variance includes a training incentive payment from the federal government of \$42K and an adjustment refund for prior year workers compensation insurance of \$68K which was not budgeted for. MPES recoveries for parking fines are ahead of budget by \$29K. A forecast adjustment of \$108K has been made.

**Employee Benefits - \$91K Unfavourable**

The unfavourable variance in direct wages has been offset in part by lower expenditure on uniforms, training and allowances.

**Materials and Services - \$575K Favourable**

The favourable timing variance includes lower expenditure on contractors \$316K, software licences \$127K and consultants fees \$75K.

**Depreciation - \$163K Favourable**

The favourable timing variance relates to the allowance for capitalisation of work in progress.

**Financial Costs**

Immaterial variance.

**Levies & Taxes - \$7K Unfavourable**

Unfavourable variance due to supplementary rates raised on Council sports buildings at Meercroft Park, however this is offset by rates income recognised. The fire services levy payable to the State Fire Commission has been accrued to align with income raised on behalf of the State Fire Commission shown in Rates and Service Charges.

**Other Expenses - \$136K Favourable variance**

The variance includes lower expenditure on event sponsorship and timing of community grants and partnership payments.

**Internal Charges and Recoveries - \$67K Unfavourable**

The timing variance relates to differences between the estimated and actual labour hours that have been charged to capital projects.

**Balance Sheet**

The balance of Capital Work in Progress at the end of February is \$20.85M, including \$12.46M which relates to the LIVING CITY project.

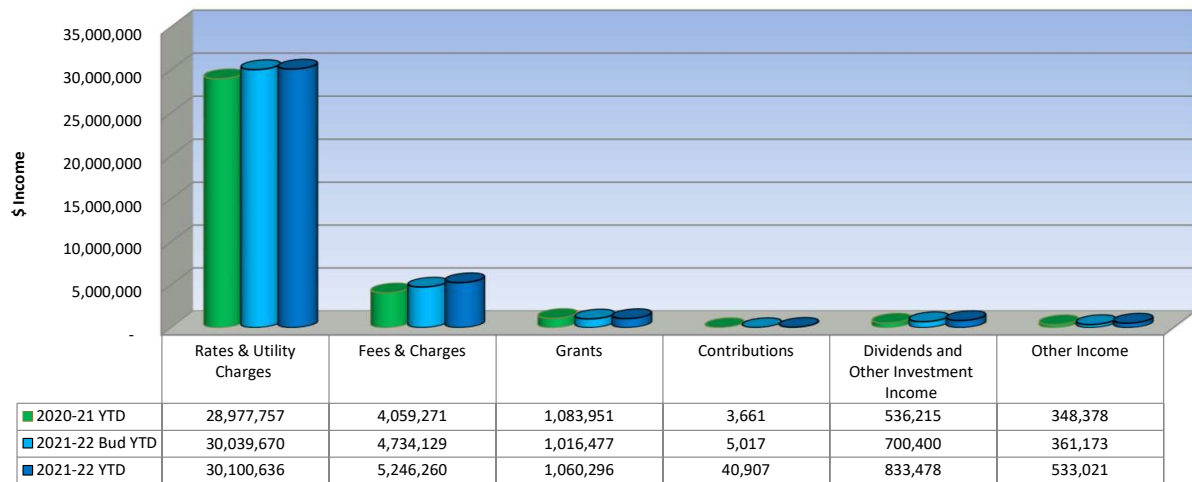
FINANCIAL SUMMARY				YTD to February 2022	
Operating Summary		YTD		Annual Budget	Current Forecast
		Budget	Actual		
Revenue		36,856,866	37,814,597	42,689,549	43,026,549
Expenditure		28,868,781	28,162,142	42,230,735	42,204,035
Operating Position		7,988,085	9,652,455	458,814	822,514
Capital Expenditure Summary		Annual Budget \$'000	Actual \$'000	Annual Forecast \$'000	
Capital Expenditure		28,825	8,391	20,397	
Cash Information				February 2022	June 2021
Operating Account (Reconciled balance)				2,336,085	171,178
Interest-Earning Deposits				16,398,782	13,374,404
				18,734,867	13,545,582
Debtor Information		February 2022	June 2021	Rates Debtors Ageing	% of Annual Rates
				2021/2022 - Current	17.9%
Rates Debtors		5,603,077	677,653	2020/2021 - 1 Year	
Infringement Debtors		116,405	81,066	2019/2020 - 2 Years	
Sundry Debtors		92,333	2,929,053	2018/2019 - 3 Years	
Planning & Health Debtors		10,470	6,132	Over 3 years	
		5,822,284	3,693,903		
Cash Investment Information				February 2022	
		Actual Rate	Credit rating	Maximum Holding Allowed	Actual Holding % of total Cash
ANZ Cash Deposits - At Call		0.00%	A1+ /AA-		1,622
CBA Cash Deposits - At Call		0.20%	A1+ /AA-		10,385,427
			A1+	100%	10,387,049
AMP 31 days notice account		0.55%	A2/BBB+		3,011,733
MyState Term Deposit		0.50%	P-2/Baa2		3,000,000
			A2-A3	40%	6,011,733
					16,398,782
All cash investments are invested in compliance with Council's Investment Policy.					
Benchmarks: BBSW90 Day Index		0.0798%			
RBA Cash Rate		0.10%			

**Commentary**

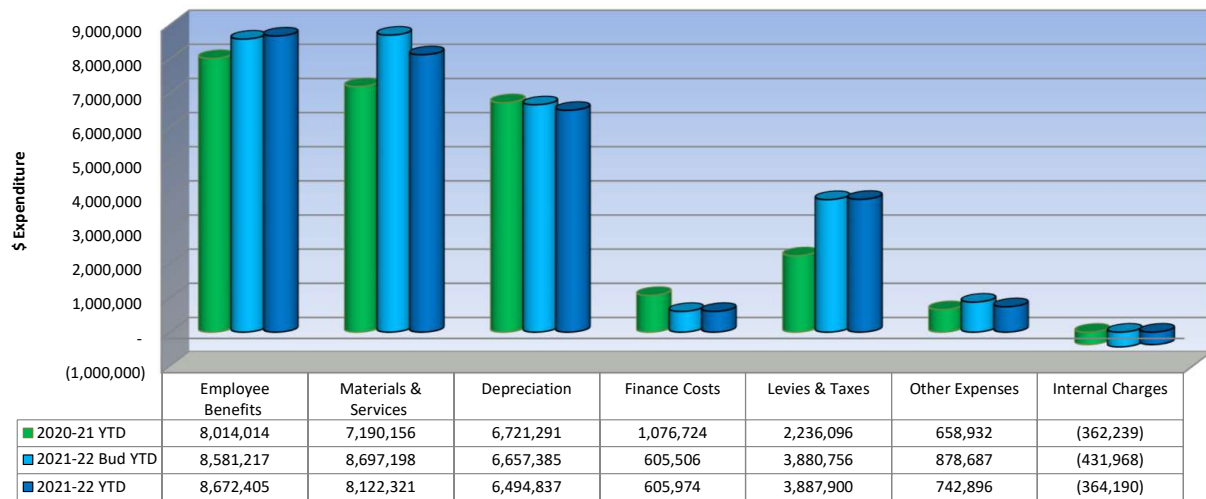
This report provides a high level summary of operational income and expenditure, capital expenditure and the cash and receivables position as at the date of the report.

SUMMARISED OPERATING REPORT						
YTD to February 2022						
	Budget	YTD Actual	YTD Variance \$	YTD Variance %	Full Budget 2021-22	Forecast 2021-22
<b>INCOME</b>						
Rates and Service Charges	30,039,670	30,100,636	60,966	0.2%	30,089,670	30,131,670
Fees and User Charges	4,734,129	5,246,260	512,131	10.8%	7,180,476	7,180,476
Grants - Operating	1,016,477	1,060,296	43,819	4.3%	2,637,222	2,709,222
Contributions - Operating	5,017	40,907	35,890	715.4%	7,525	7,525
Dividend Income	686,000	800,864	114,864	16.7%	1,372,000	1,487,000
Interest Income	14,400	32,613	18,213	126.5%	21,600	21,600
Other Revenue	361,173	533,021	171,848	47.6%	581,056	689,056
Share of profit of associates	-	-	-	0.0%	800,000	800,000
<b>TOTAL INCOME</b>	<b>36,856,866</b>	<b>37,814,597</b>	<b>957,731</b>	<b>2.6%</b>	<b>42,689,549</b>	<b>43,026,549</b>
<b>EXPENSES</b>						
Employee Benefits	8,581,217	8,672,405	91,188	1.1%	12,974,554	12,974,554
Materials and Services	8,697,198	8,122,321	(574,877)	-6.6%	13,758,945	13,732,245
Depreciation	6,657,385	6,494,837	(162,548)	-2.4%	9,985,841	9,985,841
Financial Costs	605,506	605,974	468	0.1%	908,258	908,258
Levies & Taxes	3,880,756	3,887,900	7,144	0.2%	3,990,103	3,990,103
Other Expenses	878,687	742,896	(135,791)	-15.5%	1,206,613	1,206,613
Internal Charges and Recoveries	(431,968)	(364,190)	67,778	-15.7%	(593,579)	(593,579)
<b>TOTAL EXPENSES</b>	<b>28,868,781</b>	<b>28,162,142</b>	<b>(706,639)</b>	<b>-2.4%</b>	<b>42,230,735</b>	<b>42,204,035</b>
<b>NET OPERATING SURPLUS / (DEFICIT)</b>	<b>7,988,085</b>	<b>9,652,455</b>	<b>1,664,370</b>	<b>20.8%</b>	<b>458,814</b>	<b>822,514</b>
<b>CAPITAL ITEMS</b>						
Grants - Capital	2,500,000	655,369	(1,844,631)	-73.8%	8,060,733	
Contributions - Capital	-	566,643	566,643		250,000	
Gain / Loss on Disposal of Assets	(232,000)	(1,054,545)	(822,545)	354.5%	(348,000)	
<b>TOTAL CAPITAL ITEMS</b>	<b>2,268,000</b>	<b>167,468</b>	<b>(2,100,533)</b>	<b>-92.6%</b>	<b>7,962,733</b>	
<b>NET SURPLUS / (DEFICIT)</b>	<b>10,256,085</b>	<b>9,819,923</b>	<b>(436,163)</b>	<b>-4.3%</b>	<b>8,421,547</b>	
<b>Own Source Revenue:</b>	<b>97.2%</b>	<b>97.1%</b>			<b>93.8%</b>	

## Income Analysis



## Expenditure Analysis



## Capital Expenditure - \$'000



**BALANCE SHEET REPORT**

As at February 2022

	28 Feb 2022	30 Jun 2021
<b>Current Assets</b>		
Cash at Bank and On Hand	2,336,085	171,178
Trust Deposits	263,317	178,407
Cash Investments	16,398,782	13,374,404
Receivables - Rates and Utility Charges	5,603,077	677,653
Receivables - Infringements	116,405	81,066
Receivables - Sundry	92,333	2,929,053
Receivables - Planning & Health	10,470	6,132
Loans Receivable - Current	26,774	26,774
Accrued Revenue	131,066	360,493
Prepayments	215,100	215,100
Net GST Receivable	126,432	326,424
Other Asset	755,738	755,738
	<b>26,075,578</b>	<b>19,102,423</b>
<b>Non Current Assets</b>		
Loans Receivable - Non-Current	297,160	337,168
Dulverton Regional Waste Management Authority	8,885,636	9,172,406
TasWater	82,967,547	82,967,547
Property, Plant & Equipment	861,799,240	862,372,634
Accumulated Depreciation - PP&E	(330,886,732)	(326,381,990)
Capital Work in Progress	20,856,436	14,521,439
	<b>643,919,286</b>	<b>642,989,204</b>
<b>Total Assets</b>	<b>669,994,864</b>	<b>662,091,626</b>
<b>Current Liabilities</b>		
Trade Creditors	903,014	58,353
Accrued Expenses	1,335,343	3,137,003
Trust Liability	245,641	178,394
Income In Advance - Current	1,412,262	1,915,381
Loans - Current	1,099,194	1,099,194
Annual Leave	1,043,314	1,162,051
Other Leave - RDO	67,579	75,323
Other Leave - TOIL	12,010	14,737
Long Service Leave - Current	1,356,938	1,218,743
	<b>7,475,295</b>	<b>8,859,181</b>
<b>Non Current Liabilities</b>		
Derivative Financial Instruments	-	-
Loans - Non-Current	47,066,311	47,599,354
Long Service Leave - Non-Current	282,234	282,234
	<b>47,348,545</b>	<b>47,881,589</b>
<b>Total Liabilities</b>	<b>54,823,839</b>	<b>56,740,769</b>
<b>Net Assets</b>	<b>615,171,025</b>	<b>605,350,857</b>
<b>Equity</b>		
Asset Revaluation Reserve	371,191,546	371,191,546
Asset Revaluation Reserve - Associates	1,700,062	1,700,062
Other Reserves	6,570,643	6,570,643
Accumulated Surplus	225,888,607	210,720,770
Operating Surplus / (Deficit)	9,652,700	770,895
Capital Surplus / (Deficit)	167,468	14,396,942
<b>Total Equity</b>	<b>615,171,025</b>	<b>605,350,857</b>
<b>Current Ratio:</b>	<b>3.49</b>	<b>2.16</b>

The Current ratio indicates Council's ability to pay its debts as and when they become due.  
A ratio of one or higher is required for the entity to remain solvent.

Capital Works Income & Expenditure Report February 2022												
	Funding 2021/22				Expenditure 2021/22			Balance	Performance Measures			
	Annual Budget	Additional Funds Carried forward & adjustments	Total Budget Available	External Funding	Actual	Commitments	Total Expenditure	Remaining Funds	Works Start	Works Completion	% Budget	Comments
	\$	\$	\$	\$	\$	\$	\$	\$	Month	Month	Spent	
Summary												
Open Space & Recreation	1,113,000	551,869	1,664,869	333,000	289,997	68,042	358,039	1,306,830			22%	
Buildings & Facilities	1,105,000	909,159	2,014,159	-	748,739	313,404	1,062,143	952,016			53%	
Transport	5,574,000	3,370,670	8,944,670	1,998,733	3,412,395	1,414,418	4,826,812	4,117,858			54%	
Stormwater	1,050,000	894,482	1,944,482	-	446,240	171,375	617,615	1,326,867			32%	
Living City	3,680,000	8,943,391	12,623,391	3,680,000	3,029,259	516,667	3,545,925	9,077,466			28%	
Plant & Fleet	598,600	230,501	829,101	-	187,540	541,941	729,481	99,620			88%	
Other Equipment	1,057,000	131,259	1,188,259	-	276,570	94,274	370,844	817,415			31%	
Total Capital Works	14,177,600	15,031,331	29,208,931	6,011,733	8,390,739	3,120,120	11,510,859	17,698,072			39%	
Open Space & Recreation												
CP0129 Don River Rail Trail - land purchase		50,681	50,681		8,037	2,594	10,631	40,050	Jun-21	Feb-22	21.0%	Process underway
CP0141 Julie Burgess - Pontoon lights		-	-		(1)	-	(1)	1	Complete	Complete		Complete
CP0176 Mersey Bluff - bin compound		-	-		5,000	-	5,000	(5,000)	Complete	Complete		Complete
CP0179 Reg Hope Park - slab and services for shopfront at Julie		10,393	10,393		-	-	-	10,393	TBA	TBA	0.0%	
CP0184 Don River Rail Trail - construction		145,729	145,729		172	-	172	145,557	Mar-22	Jun-22	0.1%	Grant extension to June 2022
CP0190 Seat Replacements William St Fourways			-		147	-	147	(147)	May-22	Jun-22		Design underway
CP0192 Aquatic Centre / Don Reserve -playground renewal/ relocation		76,437	76,437		73,737	-	73,737	2,700	Complete			
CP0193 Kiah Place - Playground equipment renewal			-		4,468	-	4,468	(4,468)	Complete	Complete		Prior year project
CP0195 Installation of Public Recycling Bins			-		19,715	2	19,717	(19,717)	Complete	Complete		Installation pending
CP0196 Highfield Park new BBQ Shelter			-		39,104	-	39,104	(39,104)	Complete	Complete		Construction underway
CP0197 Mersey Vale Cemetery - ash interment columns for Memorial Garden	35,000	(35,000)	-		997	-	997	(997)	Complete			
CP0202 Seat replacements - Valley Road			-		1,779	-	1,779	(1,779)	Complete	Complete		To be re-allocated
CP0203 Highfield Park nature play area		74,850	74,850		36,445	35,000	71,445	3,405	Mar-22	Apr-22	95.5%	Order placed. Installation pending
CP0204 Horsehead Creek - RV dump point relocation		38,922	38,922		102	-	102	38,820	Feb-22	May-22	0.3%	Contract executed. Construction pending. Expenditure committed to CB0102
CP0206 Mersey Vale Cemetery - ash interment columns for Memorial Garden		35,000	35,000		19,960	-	19,960	15,040	Complete			
CP0207 Lighting to dog exercise area	14,000	-	14,000		11,246	-	11,246	2,754	Complete	Complete	80.3%	
CP0208 Coastal Erosion Protection - Coles Beach and Don Heads	100,000	-	100,000		1,439	-	1,439	98,561	TBA	TBA	1.4%	Quotations being assessed
CP0209 Aquatic Centre - Access Improvements to Shaded Seating at outdoor pool	41,000	59,000	100,000	59,000	365	-	365	99,635	Apr-22	May-22	0.4%	Design underway
CP0210 Mungala-Langslow path link Improvements	85,000	-	85,000		3,480	-	3,480	81,520	Mar-22	Apr-22	4.1%	Design underway
CP0211 Park furniture renewal - annual program	25,000	-	25,000		20,695	1	20,696	4,304	Complete	Complete	82.8%	
CP0212 Devonport Recreation Centre - basketball backboard renewal	34,000	-	34,000		149	30,444	30,592	3,408	Jan-22	Feb-22	90.0%	Order placed. Installation pending
CP0213 Netball Centre - outdoor court seat renewal	20,000	-	20,000		10,946	1	10,947	9,053	Complete	Complete	54.7%	
CP0214 Mersey Bluff signage renewal	18,000	-	18,000		-	-	-	18,000	TBA	TBA	0.0%	consultation underway
CP0215 Devonport Oval - Ezicover Inflatable roller renewal	9,000	-	9,000		2,445	-	2,445	6,555	TBA	TBA	27.2%	Delivery pending
CP0216 Don Reserve path renewal - Jiloa Way to Valkyrie Close	100,000	-	100,000		2,087	-	2,087	97,913	Mar-22	Apr-22	2.1%	Design underway
CP0217 Surf Club boat ramp renewal (East Ramp)	55,000	-	55,000		1,152	-	1,152	53,848	Mar-22	Apr-22	2.1%	Construction pending
CP0218 Bluff Skate Park - soft fall renewal	17,000	-	17,000		150	-	150	16,850	TBA	TBA	0.9%	
CP0219 New pedestrian bridge - Figure of Eight Creek - Woodrising to Maidstone Park	500,000	-	500,000	250,000	5,302	-	5,302	494,698	Jan-22	May-22	1.1%	Construction pending
CP0220 Bluff Skate Park - new shade shelter	36,000	-	36,000		72	-	72	35,928	TBA	TBA	0.2%	
CP0221 Victoria Parade - boat ramp lighting	24,000	-	24,000	24,000	16,753	-	16,753	7,247	Feb-22	Mar-22	69.8%	Construction pending
CP0222 East Foreshore Interpretive Signage		-	-		923	-	923	(923)	Feb-22	Mar-22	#DIV/0!	In kind support to external project.
Little Athletics Storage shed		70,000	70,000		-	-	-	70,000	TBA	TBA	0.0%	External funding secured
Maidstone Park safety netting		25,857	25,857		-	-	-	25,857	TBA	TBA	0.0%	External funding secured
CP0223 Bike Maintenance Station		-	-		255	-	255	(255)	Feb-22	Mar-22	#DIV/0!	External funding secured
CP0275 State Vehicle Entry Point		-	-		2,875	1	2,876	(2,876)	TBA	TBA	#DIV/0!	
Total Open Space & Recreation	1,113,000	551,869	1,664,869	333,000	289,997	68,042	358,039	1,306,830			21.5%	

Funding 2021/22					Expenditure 2021/22			Balance	Performance Measures			
					Actual	Commitments	Total Expenditure	Remaining Funds	Works Start	Works Completion	% Budget	Comments
					\$	\$	\$	\$	Month	Month	Spent	
<b>Buildings &amp; Facilities</b>												
CB0097	Meercroft Park - facilities upgrade	-	-		1,514	-	1,514	(1,514)	Complete	Complete		
CB0098	Devonport Football Club - new change rooms	682,814	682,814		674,032	-	674,032	8,782	Apr-21	Apr-22	98.7%	Construction underway
CB0102	Horsehead Creek - New toilet block & link path	154,050	154,050		11,506	183,928	195,434	(41,384)	Feb-22	May-22	126.9%	Over expenditure offset by CP0204
CB0104	Works Depot - Oil store shed	42,000	42,000		84	-	84	41,916	TBA	TBA	0.2%	
CB0105	Waste Transfer Station - Fence extension	13,000	21,455		-	-	-	21,455	Complete			
CB0106	Aquatic Centre - Pool hall concourse drainage grate	10,000	10,000		537	-	537	9,463	TBA	TBA	5.4%	
CB0107	Payne Avenue toilet block	243,000	243,000		633	-	633	242,367	TBA	TBA	0.3%	Design underway
CB0108	Aquatic Centre - Wet change Rm silicon replacement	15,000	15,000		150	-	150	14,850	TBA	TBA	1.0%	
CB0109	Aquatic Centre - Wet change Rm flooring	30,000	30,000		217	-	217	29,783	TBA	TBA	0.7%	
CB0110	BSMC - Roof replacement on old building	50,000	50,000		257	-	257	49,743	TBA	TBA	0.5%	
CB0111	Aquatic Centre - Internal Painting	35,000	35,000		70	-	70	34,930	TBA	TBA	0.2%	
CB0112	BSMC - Reception Counter	15,000	15,000		-	-	-	15,000	TBA	TBA	0.0%	
CB0113	paranople arts centre - 55kw solar Panel Installation	142,000	142,000		4,760	129,476	134,236	7,764	Jan-22	Apr-22	94.5%	Construction underway
CB0114	Waste Transfer Station - waste and resource recovery bill readiness project	500,000	500,000		5,501	-	5,501	494,499	TBA	TBA	1.1%	Design underway
CB0115	BSMC - Auto door between café and	10,000	15,000	25,000	79	-	79	24,921	TBA	TBA	0.3%	
CB0116	Replace fan PAC 1 HVAC		48,840	48,840	49,399	-	49,399	(559)	Complete	Complete	101.1%	
<b>Total Facilities</b>					<b>748,739</b>	<b>313,404</b>	<b>1,062,143</b>	<b>952,016</b>			<b>52.7%</b>	



		Funding 2021/22				Expenditure 2021/22			Balance	Performance Measures			
		Annual Budget	Additional Funds Carried forward & adjustments	Total Budget Available	External Funding	Actual	Commitments	Total Expenditure	Remaining Funds	Works Start	Works Completion	% Budget	Comments
		\$	\$	\$	\$	\$	\$	\$	\$	Month	Month	Spent	
Transport													
CT0169	Formby Road & Best Street intersection safety improvements		91,351	91,351		-	36,364	36,364	54,987	Oct-22	Dec-22	39.8%	To be completed following waterfront hotel construction
CT0230	Transport Minor Works		20,000	20,000		2,006	1,706	3,711	16,289	TBA	TBA	18.6%	Design underway
CT0234	Wenvoe Street renewal - Steele Street to ...			-		74	-	74	(74)			#DIV/0!	To be reallocated
CT0245	New bus stop infrastructure		11,000	11,000		30,607	-	30,607	(19,607)	Complete	Complete	278.2%	Additional work requested. Overexpenditure to be reallocated.
CT0271	Mersey Bluff Precinct – traffic, pedestrian, and parking improvements – stage 2		71,005	71,005		71,545	-	71,545	(540)	Complete	Complete	100.8%	
CT0272	Coastal Pathway contribution - part 1			-		(1,200)	-	(1,200)	1,200			#DIV/0!	Adjustment for TBCITB levy paid by contractor
CT0275	State Vehicle Entry Point	1,000,000	465,312	1,465,312	1,000,000	12,348	18,397	30,745	1,434,567	TBA	TBA	2.1%	Progression dependant on Port development plans
CT0277	Reseal Program 2020-2021		13,865	13,865		13,864	-	13,864	1	Complete	Complete	100.0%	
CT0279	Bridge Road Pavement Renewal - Stage 1		7,286	7,286		28,700	-	28,700	(21,414)	Complete	Complete	393.9%	
CT0281	Street light provision		8,911	8,911		8,911	-	8,911	(0)	Complete	Complete	100.0%	
CT0282	Melrose Road - Morris Road intersection improvements		300	300		300	-	300	-	Complete	Complete	100.0%	
CT0286	Don Road, Lovett Street and Sorell Street safety improvements		37,245	37,245		45,317	-	45,317	(8,072)	Complete	Complete	121.7%	Construction underway
CT0287	Transport minor works		9,231	9,231		9,231	-	9,231	-	Complete	Complete	100.0%	
CT0289	Coastal Pathway contribution - part 2	200,000	998,000	1,198,000		359,299	639,881	999,180	198,820	Oct-21	Dec-22	83.4%	Construction underway
CT0290	Greenway Avenue Traffic Calming		25,087	25,087		538	-	538	24,549	Complete	Complete		
CT0292	Pioneer Park - improved access from Thomas Street		-	-		1,084	-	1,084	(1,084)	Complete	Complete		
CT0294	Nixon Street VRUP		102,376	102,376		102,376	-	102,376	(0)	Complete	Complete	100.0%	
CT0296	Forbes Street VRUP		159,254	159,254		159,414	-	159,414	(160)	Complete	Complete	100.1%	
CT0298	Kelcey Tier SRRP	815,000	222,591	1,037,591		929,420	-	929,420	108,171	Complete	Complete	89.6%	
CT0299	Coastal Pathway - River Rd, Oakwood+Ambleside		848,823	848,823		667,543	15,982	683,525	165,298	Aug-21	Feb-22	80.5%	Construction underway
CT0300	Forth Road SRRP	60,000	59,033	119,033		116,403	-	116,403	2,630	Complete	Complete	97.8%	
CT0301	Reseal Program 2021-2022	700,000	-	700,000		188,539	218,774	407,313	292,687	Nov-21	Feb-22	58.2%	Construction underway
CT0302	Best St Footpath Link VRUP		-	-	30,000	20,063	-	20,063	(20,063)	Complete	Complete		
CT0303	Forbes St Footpath Link VURP		-	-	68,000	17,021	-	17,021	(17,021)	Complete	Complete		
CT0304	Steele St Footpath Link VURP		-	-	16,000	23,261	1,943	25,204	(25,204)	Feb-22	Mar-22		Construction pending
CT0305	Nixon St Footpath Link VRUP		-	-	28,000	29,499	-	29,499	(29,499)	Complete	Complete		
CT0306	Don Rd Footpath Link VRUP		-	-	30,000	30,247	-	30,247	(30,247)	Complete	Complete		
CT0307	Street light provision	25,000	-	25,000		50	9,091	9,141	15,859	TBA	Jun-22	36.6%	Work ongoing throughout the year
CT0308	Charles Street - Gunn Street Pedestrian Link	25,000	-	25,000		1,355	-	1,355	23,646	Apr-22	Apr-22	5.4%	Design underway
CT0309	Webberleys Road seal	174,000	-	174,000		2,651	-	2,651	171,349	Feb-22	May-22	1.5%	Construction underway
CT0310	Tugrah Road traffic management	250,000	220,000	470,000	220,000	10,870	-	10,870	459,130	TBA	TBA	2.3%	Design underway
CT0311	Fenton Way pedestrian improvements	40,000	-	40,000		80	-	80	39,920	TBA	TBA	0.2%	
CT0312	Durkins road guard rail extension	25,000	-	25,000		16,960	-	16,960	8,041	Complete	Complete	67.8%	
CT0313	Squibbs road retaining wall	25,000	-	25,000		27,349	-	27,349	(2,349)	Complete	Complete	109.4%	Complete
CT0316	Greenway Avenue Threshold Treat	125,000	-	125,000		134,626	3,478	138,104	(13,104)	Complete	Complete	110.5%	
CT0317	Durkins Road - seal part of gravel section	140,000	-	140,000		4,399	54,480	58,879	81,121	Mar-22	Apr-22	42.1%	Construction pending
CT0318	Road traffic device renewal	25,000	-	25,000		50	864	914	24,086	TBA	TBA	3.7%	
CT0319	Transport minor works	25,000	-	25,000		18,902	-	18,902	6,098	Jul-21	Jun-22	75.6%	Minor works ongoing throughout the year
CT0320	Parking infrastructure renewal	25,000	-	25,000		50	-	50	24,950	TBA	TBA	0.2%	
CT0321	Steele Street footpath renewal - Wenvoe to Formby - south side	174,000	-	174,000		5,655	-	5,655	168,345	TBA	TBA	3.3%	Design underway
CT0322	William Street renewal - Valley to Middle	940,000	-	940,000	506,733	80,978	7,309	88,287	851,713	Oct-22	Jan-23	9.4%	Construction pending
CT0323	Victoria Parade Car Park (James to George) improvements	126,000	-	126,000		91,816	-	91,816	34,184	Complete	Complete	72.9%	invoices pending
CT0324	North Caroline Street Kerb renewal	75,000	-	75,000		9,294	65,882	75,176	(176)	Apr-22	May-22	100.2%	Construction pending
CT0325	North Fenton Street renewal - Oldaker to Parker	300,000	-	300,000		29,004	338,761	367,765	(67,765)	Feb-22	May-22	122.6%	Construction pending. Over expenditure offset by CS0108
CT0326	Rural road renewal - gravel resheeting program	100,000	-	100,000		1,468	-	1,468	98,532	Feb-22	Apr-22	1.5%	Tender advertised
CT0327	Kelcey Tier Road renewal		-	-		-	(1,183)	(1,183)	1,183			#DIV/0!	reallaoction to CT0298
CT0328	Mersey Bluff Precinct – traffic, pedestrian, and parking improvements – stage 4	80,000	-	80,000		55,948	-	55,948	24,052	Complete	Complete	69.9%	
CT0329	State Vehicle Entry Project		-	-		307	-	307	(307)				reallaoction to CT0275
CT0331	Footpath missing links - high priority areas	100,000	-	100,000	100,000	54,175	2,690	56,866	43,134	Jan-22	Jun-22	56.9%	Construction underway
Total Transport		5,574,000	3,370,670	8,944,670	1,998,733	3,412,395	1,414,418	4,826,812	4,117,858			54.0%	

Funding 2021/22					Expenditure 2021/22			Balance	Performance Measures			
	Annual Budget	Additional Funds Carried forward & adjustments	Total Budget Available	External Funding	Actual	Commitments	Total Expenditure	Remaining Funds	Works Start	Works Completion	% Budget	Comments
	\$	\$	\$	\$	\$	\$	\$	\$	Month	Month	Spent	
<b>Stormwater</b>												
CS0081 John Stormwater Catchment Stage 1		195,947	195,947		-	-	-	195,947	TBA	TBA	0.0%	Pending action from Sport Infrastructure Master Plan (EDRC)
CS0085 Oldaker (East) stormwater catchment upgrade – stage 1		196,896	196,896		-	-	-	196,896	N/A	N/A	0.0%	Included in scope of waterfront park
CS0091 Minor Stormwater Works		3,620	3,620		6,080	-	6,080	(2,460)	Complete	Complete	167.9%	
CS0096 Oldaker (East) Catchment upgrade - stage 2		80,000	80,000		78,496	841	79,337	663	Complete	Complete	99.2%	
CS0097 Church street stormwater improvements		346,820	346,820		7,614	-	7,614	339,206	TBA	TBA	2.2%	Design underway
CS0098 Pit replacements		12,282	12,282		15,593	-	15,593	(3,311)	Complete	Complete	127.0%	
CS0099 Pipe renewal - 23 Steele St		58,917	58,917		707	-	707	58,210	TBA	TBA	1.2%	Quotations sought
CS0100 Highfield SW catchment Upgrade - Stage 1	200,000	-	200,000		18,970	1,314	20,284	179,716	TBA	TBA	10.1%	Design underway
CS0101 Minor Stormwater Works	60,000	-	60,000		30,601	4,483	35,084	24,916	Jul-21	Jun-22	58.5%	Minor works ongoing throughout the year
CS0102 Kelcey Tier Road pit upgrades	60,000	-	60,000		46,821	-	46,821	13,179	Complete	Complete	78.0%	
CS0103 Stormwater pollution control measures	50,000	-	50,000		1,554	-	1,554	48,446	TBA	TBA	3.1%	Design underway
CS0104 Webberleys Road - open drain and pipe system	250,000	-	250,000		96,765	164,736	261,501	(11,501)	Feb-22	May-22	104.6%	Construction underway
CS0105 Pit replacements 2021-22	50,000	-	50,000		54,839	-	54,839	(4,839)	Jul-21	Jun-22	109.7%	Minor works ongoing throughout the year
CS0106 32 Victoria Parade stormwater renewal	80,000	-	80,000		55,024	-	55,024	24,976	Complete	Complete	68.8%	
CS0107 Tugrah Road - Rundle to Stony Rise - pipe renewal	75,000	-	75,000		1,814	-	1,814	73,186	TBA	TBA	2.4%	Quotations sought
CS0108 North Fenton Street - pipe renewal	150,000	-	150,000		549	-	549	149,451	Feb-22	May-22	0.4%	Construction pending
CS0109 Hiller Street - pipe renewal	50,000	-	50,000		3,543	-	3,543	46,457	TBA	TBA	7.1%	Design underway
CS0110 Contribution to network upgrades downstream of Cameray St development	25,000	-	25,000		27,273	-	27,273	(2,273)	Complete	Complete	109.1%	invoice pending
<b>Total Stormwater</b>	<b>1,050,000</b>	<b>894,482</b>	<b>1,944,482</b>	<b>-</b>	<b>446,240</b>	<b>171,375</b>	<b>617,615</b>	<b>1,326,867</b>			<b>31.8%</b>	
<b>Plant &amp; Fleet</b>												
CF0028 Fleet replacement program 20/21		35,331	35,331		-	-	-	35,331			0.0%	
CF0029 Hire Plant Replacement Plan 20/21 (including disposal proceeds)		195,170	195,170		155,143	-	155,143	40,027			79.5%	
CF0031 Fleet Replacement program 2021-22	216,000	-	216,000		-	272,596	272,596	(56,596)			126.2%	
CF0032 Hire Plant Replacement 2021-22	274,000	-	274,000		17,000	228,981	245,981	28,019			89.8%	
CF0033 Non Hire Plant Replacement 21-22	108,600	-	108,600		15,396	40,364	55,760	52,840			51.3%	
					-	-	-	-				
<b>Total Plant &amp; Fleet</b>	<b>598,600</b>	<b>230,501</b>	<b>829,101</b>	<b>-</b>	<b>187,540</b>	<b>541,941</b>	<b>729,481</b>	<b>99,620</b>			<b>88.0%</b>	
<b>Other Equipment</b>												
Office and Equipment	516,000	131,259	647,259	-	200,618	13,199	213,817	433,442				
Information Technology	541,000	-	541,000	-	75,952	81,075	157,027	383,973				
		-	-									
<b>Total Other Equipment</b>	<b>1,057,000</b>	<b>131,259</b>	<b>1,188,259</b>	<b>-</b>	<b>276,570</b>	<b>94,274</b>	<b>370,844</b>	<b>817,415</b>			<b>31.2%</b>	
<b>TOTAL CAPITAL EXPENDITURE - EXCLUDING LIVING CITY</b>	<b>10,497,600</b>	<b>6,087,940</b>	<b>16,585,540</b>	<b>2,331,733</b>	<b>5,361,480</b>	<b>2,603,453</b>	<b>7,964,933</b>	<b>8,620,607</b>			<b>48.0%</b>	
<b>Living City</b>												
<b>Total Living City</b>	<b>3,680,000</b>	<b>8,943,391</b>	<b>12,623,391</b>	<b>3,680,000</b>	<b>3,029,259</b>	<b>516,667</b>	<b>3,545,925</b>	<b>9,077,466</b>			<b>28.1%</b>	construction underway
<b>TOTAL CAPITAL EXPENDITURE - INCLUDING LIVING CITY</b>	<b>14,177,600</b>	<b>15,031,331</b>	<b>29,208,931</b>	<b>6,011,733</b>	<b>8,390,739</b>	<b>3,120,120</b>	<b>11,510,859</b>	<b>17,698,072</b>			<b>39.4%</b>	

## Councillor Expenses

Cumulative figures year to date: February 2022

Councillor Expenses	Mayoral Allowance	Councillor's Allowance (Inc Deputy Mayor)	Mileage R'ments	Digital Devices	Conference/ Professional Development Attendance	Travel, Accommodation & Meal expenses	Meeting expenses	Mobile Phone	Total
Mayor Cr Rockliff	57,131		3,780	276	676	376	520	327	\$ 63,087
Deputy Mayor Cr Jarman		29,080		276	25				\$ 29,381
Cr Alexiou		16,323		276	432	326			\$ 17,357
Cr Enniss		16,323		276		326			\$ 16,925
Cr Hollister		16,323		276		344			\$ 16,943
Cr Laycock		16,323		276		758			\$ 17,357
Cr Milbourne		16,323		276	25				\$ 16,624
Cr Murphy		16,323		276		326			\$ 16,925
Cr Perry		16,323		276	401	326			\$ 17,326
Other Non Attributable					1,250				\$ 1,250
<b>TOTAL - YEAR TO DATE</b>	<b>\$ 57,131</b>	<b>\$ 143,340</b>	<b>\$ 3,780</b>	<b>\$ 2,481</b>	<b>\$ 2,809</b>	<b>\$ 2,784</b>	<b>\$ 520</b>	<b>\$ 327</b>	<b>\$ 213,173</b>
Budget	83,233	214,280	6,480	4,560	5,000	8,000	1,200	720	323,473
<b>BALANCE UNSPENT</b>	<b>\$ 26,102</b>	<b>\$ 70,940</b>	<b>\$ 2,700</b>	<b>\$ 2,079</b>	<b>\$ 2,191</b>	<b>\$ 5,216</b>	<b>\$ 680</b>	<b>\$ 393</b>	<b>\$ 110,300</b>
% Spent Year to Date	69%	67%	58%	54%	56%	35%	43%	45%	66%

*Note: Council provides a motor vehicle for use by the Mayor - the cost of this vehicle is shown in the Mileage column.*